


## YUASA type NP, NPC, NPL, RE, REL



### RECHARGEABLE

The Yuasa range of rechargeable lead acid batteries are designed to meet a multitude of principal or standby power needs in today's increasingly demanding applications. Five types are available, from the standard NP general purpose range, up to the RE series offering a 15 year service life expectancy. All utilise a non-spillable, electrolyte suspension system which allows ease of handling and transportation. The batteries are manufactured to the highest standards and employ high energy density, advanced plate technology and a sealed construction to give efficient performance over the entire service life of the unit. Low pressure vents are incorporated on all models in order to release internally generated gas in the event of battery misuse. Flame retardant case (FR) versions to UL94V-0 are available in the NP and NPL ranges and are standard on the RE and REL series.

<b>NP SERIES</b>	General purpose batteries available in 6V or 12V and with capacities up to 65Ah. The batteries feature connection via Faston tags up to 12Ah (with a flying lead type available on 12V/0.8Ah). Versions thereafter utilise a threaded terminal to ensure contact integrity for higher discharge conditions (with bolt fastening on 12V/18Ah). FR = Flame retardant case.
<b>NPC SERIES</b>	Based on the NP series, the NPC range are specifically designed for use in 12V applications where constant charge and discharge conditions exist. The dedicated design gives a battery life expectancy of at least double that which would be found in a conventional version. Terminals are bolt fastening throughout. FR = Flame retardant case.
<b>NPL SERIES</b>	Offering up to double the service life of the NP series when used in standby applications, the NPL 6V and 12V series are available in capacities up to 78Ah. All are fitted with bolt fastening or threaded terminals for arduous duty conditions. FR = Flame retardant case.
<b>RE SERIES</b>	Fulfilling the need for long-term battery integrity, the RE 12V series has a standby service life of 10 years. The batteries are directly interchangeable with the NP types, allowing ease of equipment upgrade. All batteries are fitted with Faston terminals. Flame retardant case as standard.
<b>REL SERIES</b>	The REL 12V series is designed to give a 15 year service life expectancy and may be directly interchanged with the NP range (type REL-B38-12 is 30mm higher than NP38-12). All versions (except Faston type REL-B15-12) are fitted with threaded terminals. Flame retardant case as standard.

Description	Voltage (V)	Nominal Capacity (20 hour) (Ah)	Terminal Style	Dimensions (mm)			Approx. Weight (kg)	Manf. Part No. & Anglia Order Code
				L	W	H*		
<b>NP SERIES</b> (General Purpose)  	6	1.0	4.8 x 0.8mm Faston	51	42.5	54.5	0.25	<b>NP1-6</b>
		1.2	4.8 x 0.8mm Faston	97	25	54.5	0.31	<b>NP1.2-6</b>
		2.8	4.8 x 0.8mm Faston	134	34	64	0.59	<b>NP2.8-6</b>
		4.0	4.8 x 0.8mm Faston	70	47	105.5	0.85	<b>NP4-6</b>
		7.0	4.8 x 0.8mm Faston	151	34	97.5	1.29	<b>NP7-6</b>
		10	4.8 x 0.8mm Faston	151	50	97.5	2.0	<b>NP10-6</b>
		12	6.3 x 0.8mm Faston	151	50	97.5	2.1	<b>NP12-6</b>
		12	0.8	Flying Lead†	96	25	61.5	0.35
	1.2		4.8 x 0.8mm Faston	97	48	55	0.59	<b>NP1.2-12</b>
	1.2		4.8 x 0.8mm Faston	97	48	55	0.59	<b>NP1.2-12FR</b>
	2.0		4.8 x 0.8mm Faston	150	20	89	0.7	<b>NP2-12</b>
	2.1		4.8 x 0.8mm Faston	178	34	64	0.85	<b>NP2.1-12</b>
	2.1		4.8 x 0.8mm Faston	178	34	64	0.85	<b>NP2.1-12FR</b>
	2.3		4.8 x 0.8mm Faston	178	34	64	0.85	<b>NP2.3-12</b>
	2.8		4.8 x 0.8mm Faston	134	67	64	1.18	<b>NP2.8-12</b>
	3.2		4.8 x 0.8mm Faston	134	67	64	1.23	<b>NP3.2-12</b>
	4.0		4.8 x 0.8mm Faston	90	70	106	1.56	<b>NP4-12</b>
	4.0		6.3 x 0.8mm Faston	90	70	106	1.56	<b>NP4-12L</b>
	7.0		4.8 x 0.8mm Faston	151	65	98	2.8	<b>NP7-12</b>
	7.0		6.3 x 0.8mm Faston	151	65	98	2.8	<b>NP7-12L</b>
	7.0		4.8 x 0.8mm Faston	151	65	98	2.8	<b>NP7-12FR</b>
	12		6.3 x 0.8mm Faston	151	98	97.5	3.78	<b>NP12-12</b>
	17		M5 Thread	181	75	167	5.89	<b>NP17-12I</b>
	17		M5 Thread	181	75	167	5.89	<b>NP17-12IFR</b>
	18		Bolt Fastening	180	76	167	6.2	<b>NP18-12</b>
	24		M5 Thread	166	175	125	8.99	<b>NP24-12I</b>
	24		M5 Thread	166	175	125	8.99	<b>NP24-12IFR</b>
	38		M5 Thread	197	164	170	13.48	<b>NP38-12I</b>
	38		M5 Thread	197	164	170	13.48	<b>NP38-12IFR</b>
	65	M6 Thread	350	166	174	22.67	<b>NP65-12I</b>	
65	M6 Thread	350	166	174	22.67	<b>NP65-12IFR</b>		

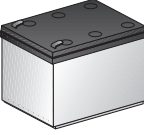


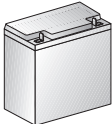
† Terminated with JST VHR-2N connector

\* Includes terminals

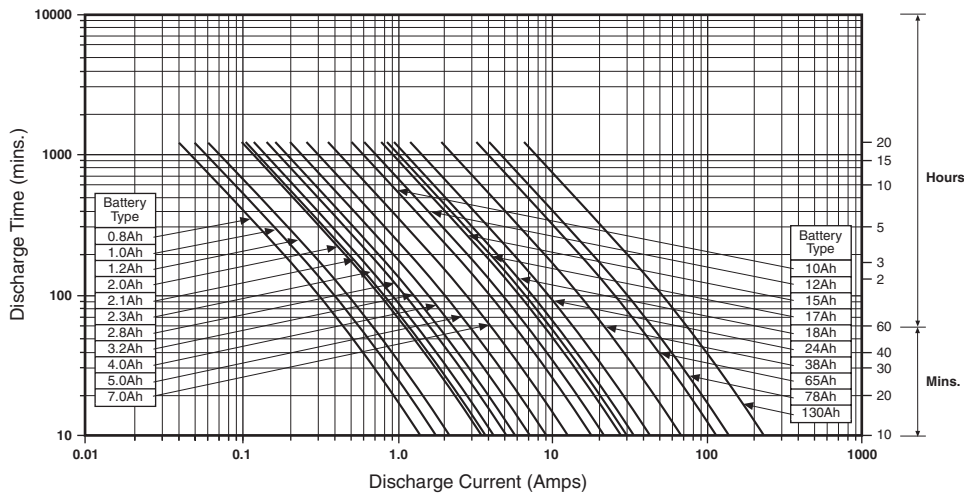
**NP SERIES - STATE MANUFACTURER WHEN ORDERING**

For suitable crimp terminals see Connectors section

**YUASA type NP, NPC, NPL, RE, REL**


Description	Voltage (V)	Nominal Capacity (20 hour) (Ah)	Terminal Style	Dimensions (mm)			Approx. Weight (kg)	Manf. Part No. Anglia Order Code
				L	W	H*		
<b>NPC SERIES</b> (High Cyclic Life) 	12	17	Bolt Fastening	181	76	167	5.89	<b>NPC17-12</b> <b>NPC24-12</b> <b>NPC38-12</b>
		24	Bolt Fastening	166	175	125	8.99	
		38	Bolt Fastening	197	165	170	13.52	
<b>NPL SERIES</b> (7-10 Year Life) 	6	130	M6 Thread	350	166	174	22.67	<b>NPL130-6I</b> <b>NPL130-6IFR</b>
		130	M6 Thread	350	166	174	22.67	
	12	24	Bolt Fastening	166	175	125	8.99	<b>NPL24-12I</b> <b>NPL24-12IFR</b> <b>NPL38-12I</b> <b>NPL38-12IFR</b> <b>NPL65-12I</b> <b>NPL65-12IFR</b> <b>NPL78-12I</b> <b>NPL78-12IFR</b>
		24	Bolt Fastening	166	175	125	8.99	
		38	M5 Thread	197	164	170	13.48	
		38	M5 Thread	197	164	170	13.48	
		65	M6 Thread	350	166	174	22.67	
		65	M6 Thread	350	166	174	22.67	
		78	M8 Thread	380	166	174	27.5	
		78	M8 Thread	380	166	174	27.5	
<b>RE SERIES</b> (10 Year Life) 	12	5	6.3 x 0.8mm Faston	90	70	106	1.95	<b>RE5-12</b> <b>RE7-12</b> <b>RE12-12</b>
		7	6.3 x 0.8mm Faston	151	65	98	2.75	
		12	6.3 x 0.8mm Faston	151	98	98	4.15	
<b>REL SERIES</b> (15 Year Life) 	12	15	6.3 x 0.8mm Faston	181	76	167	6.0	<b>REL-B15-12</b> <b>REL-B24-12</b> <b>REL-B38-12</b> <b>REL-B65-12</b>
		24	M5 Thread	166	125	175	10.5	
		38	M5 Thread	197	166	175	14.7	
		65	M6 Thread	311	166	175	24.2	

\* Includes terminals

**Battery Capacity Selection Chart**


To determine the minimum battery capacity needed, plot the required discharge current (horizontal axis) against required discharge time (vertical axis). The diagonal Ah line which appears at or immediately above the intersection point indicates the minimum capacity required for the application.

This chart is designed to be used as a general guide only, and other factors such as cyclic service life, float service life and constant power conditions may need to be considered before final selection. Please contact our Applications Engineering team to discuss specific requirements.