




OPTIONAL ACCESSORIES

Stationary Shelves

86088



Stationary Shelf for 22-5/8" to 26"D (575-660mm) Racks. Flat shelf for Winsted racks with inner rack rails. 1/2"H x 18-1/2"W x 20-1/4"D (13 x 470 x 514mm). Cannot be used with Pro Rack series. Charcoal Grey.

86088 Shpg. wt. 4.6 kgs.


Stationary Shelf for 16" to 19-3/8"D (406-492mm) Racks. Flat shelf for Winsted rack with inner rack rails. 1/2"H x 18-1/2"W x 13-5/8"D (13 x 470 x 346mm). Cannot be used with Pro Rack series. Charcoal Grey.

84089 Shpg. wt. 3.6 kgs.

Extra Wide Stationary Shelf. Flat shelf for Extra Wide consoles. Mounts into the base or the slope of Extra Wide racks. Must use this shelf if installing non-rack mount electronics. 1/2"H x 21-3/4"W x 22"D (13 x 553 x 559mm). Charcoal Grey.

81080 Shpg. wt. 5.5 kgs.

86165




10-1/2"H (6U) Adjustable Insert Shelf. 26"D (660mm). Adjusts to fit all slope racks except the 30° and 60° slope racks. Insert can be installed sloped or flat. 10-1/2"H x 17-3/4"W x 23"D (267 x 451 x 584mm). Charcoal Grey.

86165 Shpg. wt. 9.1 kgs.

14"H (8U) Adjustable Insert Shelf. 26"D (660mm). Adjusts to fit all slope racks except the 30° and 60° slope racks. Insert can be installed sloped or flat. 14"H x 17-3/4"W x 23"D (356 x 451 x 584mm). Charcoal Grey.

86168 Shpg. wt. 11.4 kgs.

86242



22-5/8"D (575mm) Chassis Support Brackets. For 22-5/8"D (575mm) Winsted racks with inner rack rails. 1-1/2" x 1-1/2" x 18-3/4" (38 x 38 x 476mm).

86242 Clear Zinc Shpg. wt. 1 kg. pair.

26"D (660mm) Chassis Support Brackets. For 26"D (660mm) Winsted racks with inner rack rails. 1-1/2" x 1-1/2" x 22-1/8" (38 x 38 x 562mm).

86243 Clear Zinc Shpg. wt. 1.4 kgs. pair.

86090




Universal Extra Deep Stationary Shelf. Designed to attach to the front and back rack rails for extra support. Back rail supports adjust 22" to 30" (559 x 762mm) deep, and fit a wide variety of rack cabinets. Inside tray dimensions:

17-3/8"W x 21-3/4"D (441 x 552mm). Requires just 3-1/2" (2U) of rack space. Overall dimensions: 3-1/2"H x 19"W x 21-3/4"D (88 x 483 x 552mm).

86090 Shpg. wt. 5.5 kgs.

86073



Universal Rack Mount Shelves. Heavy 14- and 16-gauge steel to assure strength. Fits into any EIA 19"W (483mm) rack. Charcoal Grey.

3-1/2"H (2U) Stationary Shelf. 3-1/2"H x 17-3/8"W x 18"D (88 x 442 x 457mm).

86071 Shpg. wt. 4.1 kgs.

5-1/4"H (3U) Stationary Shelf. 5-1/4"H x 17-3/8"W x 18"D (133 x 442 x 457mm).

86073 Shpg. wt. 4.1 kgs.

8-3/4"H (5U) Stationary Shelf. 8-3/4"H x 17-3/8"W x 18"D (222 x 442 x 457mm).

86075 Shpg. wt. 5 kgs.

10-1/2"H (6U) Stationary Shelf. 10-1/2"H x 17-3/8"W x 18"D (266 x 442 x 457mm).

86076 Shpg. wt. 5 kgs.



Printer Shelf for 22-5/8" to 26"D Racks. Flat shelf for Winsted racks with inner rack rails. Three 1" x 12" (25 x 305mm) slots in the shelf for paper feeding. 1/2"H x 18-1/2"W x 20-1/4"D (13 x 470 x 514mm). Cannot be used with the Pro Rack series. Charcoal Grey finish.

86089 Shpg. wt. 4.5 kgs.



85319

Locking Lift-Up Plexiglas Door. 1/8" Clear acrylic comes with mounting panel and adjustable hinges to protect non-rack mount monitors and electronics. Covers unused rack holes for clean fit and finish. Must be used with stationary shelf. (Model 86088 or 84089 for 19"W racks, and 81080 for 22"W racks).

Finished size: 19-1/4"H (11U) x 19"W (483mm).

85319 Shpg. wt. 2.7 kgs.

Finished size: 19-1/4"H (11U) x 22"W (559mm).

81319 Shpg. wt. 2.7 kgs.