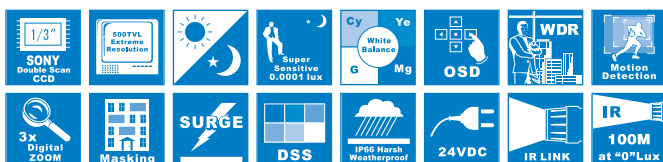


VA100WD+VL60 Super Night vision Outdoor camera

Product Information

VA100WD+VL60 is a WDR day/night camera specially designed for the professional Day/Night surveillance. At daytime, the camera features a 500TVL Color image and at nighttime, the image is converted into real B/W mode (Color signal removed) resulting in the resolution and sensitivity greatly enhanced. The unique wide dynamic technology with smart & easy-to-use OSD settings provides users with always the optimum solution for the best image quality at various situations. The camera incorporates an Intelligent CDS sensor and mechanical day/night dual filter system so that the filter is accurately switched on and off with the image changed from Color to B/W or B/W to Color mode at 5 lux darkness. With user friendly IR Link outputs, installers can easily connect any type of IR illuminator on the spot. Specially designed power circuit enables the camera to be operated from DC12V to DC30V maximizing the reliability of the unit from power fluctuations. This wide tolerance accepts most of unstable power supplies without failure before or after installation. It accepts either DC24V or AC24V power supply unit with no polarity input.



Key Features

- Super Wide Dynamic (sWDR)
- High performance 1/3" Sony Double Scan CCD
 - High resolution of 500 TVL at Day/550 TVL at Night
 - Greatly enhanced Sensitivity of 0.0001 Lux at F1.3
 - Easy-to-use OSD functions (External remote control Key Option)
 - C/CS and Flange-back focus adjustment lever built-in
 - IR Sensitive mechanical Day/Night filter system built-in
 - True Color at Day and Real B/W at Night conversion
 - IR Connection 4P Din Jack (Left&Right) built-in
- Mountable on the Ceiling, Wall, Slope, Table with 3-Axis mechanism
- IP66 Weatherproof
- Installation with existing telephone cable up to 100M long
 - Optic photo sensor built-in
 - RS-485 (Pelco-D Protocol)
 - Side IR(850nm-8 ϕ x 17 ϕ x 6ea)
 - DC24V/2A Adaptor inclusion
- Long IR Beam Distance : 100M View
- Easy to use OSD menu control
 - Motion detection.
 - Camera ID
 - DSS (2x~160x)
 - Digital zoom(1x~3x)
 - Privacy masking

Intelligent IR Compensation

The image reflected from the IR lights becomes WHITE from the conventional IR cameras. Visionhitech's new IR Compensation technology analyzes the light saturation and automatically optimizes the level to the objects being recognizable.

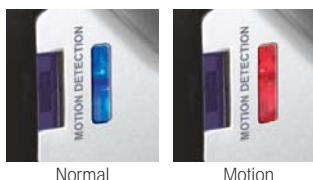


Super Wide Dynamic (sWDR)

Light level is controllable with provided easy-to-use OSD menu that enables the camera to be ideally set up for the most of different levels of backlit or contrast lighting situations.



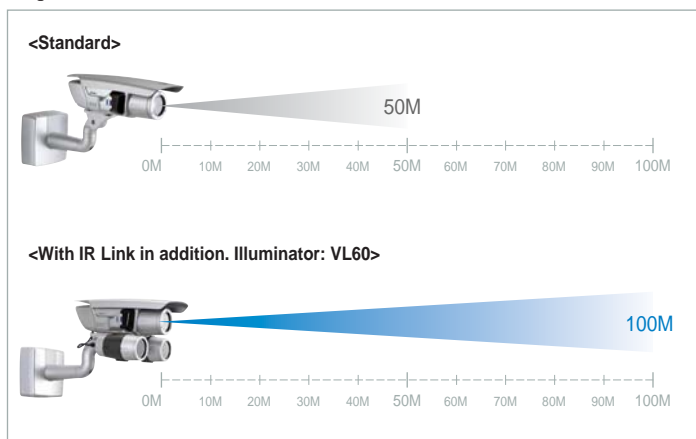
Motion detection Lamp



When the camera detects a motion, the RED LED blinks in order to deter an intruder's attempts of a crime. BLUE LED is on in normal condition,

Powerful night sensitivity

This new night vision camera includes high impact infra-red LEDs capturing a clear and very bright image at pitch black '0' Lux darkness for up to 100 meter long distance.



VA100WD+VL60 | Super Night vision Outdoor camera

High power IR LEDs built-in LED Lamp Interchangeable



Extended IR LEDs' life cycle and the sensitivity

The VA100WD+VL60 adapts the Visionhitech's special IR life protection technology that extends the life cycle of IR LEDs at its maximum period of life span. Conventional IR cameras tend to produce a bright IR image at the beginning but the LEDs' performance is reduced day by day and finally burned to dead in short time period after the installation. Consequently, the night vision performance of conventional cameras is seriously reduced within after several months of operation.

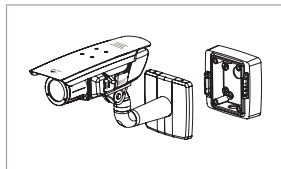
IP66 Weatherproof

The unit is duly passed IP66 international weatherproof standard, allowing the camera to be operated safely from even extremely harsh water storming weather condition.



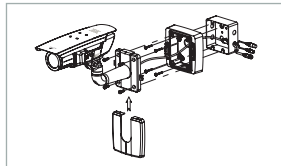
Detachable mounting base

The mounting base is separated and can be installed in advance.



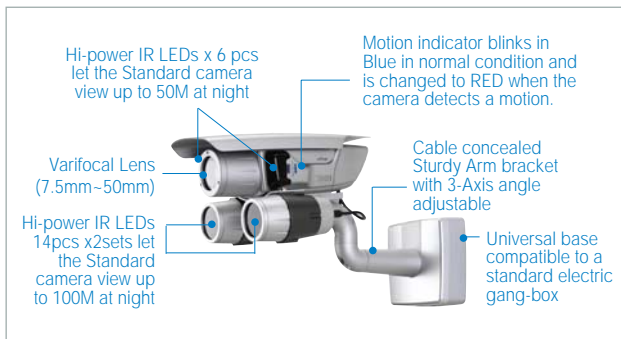
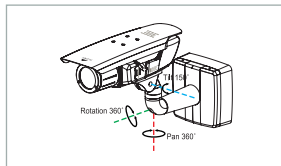
Compatible to an electric junction box.

The mounting base is compatible to the industry standard 2-gang junction box for an easy installation.



Triple axis mounting.

The unit can position the right angle of view from any of diverse locations like on the wall, Ceiling, Slope, Ground etc.



IR Link terminal

Optional IR Illuminator

Dimension

MODEL	VA100WD+VL60
Image sensor	STD : 1/3" Sony double scan CCD
Effective Pixels	NTSC : 768(H) x 494(V) PAL : 752(H) x 582(V)
H.Resolution	NTSC : 500 TV Lines (at Day) / 550 TV Lines (at Night) PAL : 490 TV Lines (at Day) / 540 TV Lines (at Night)
Synchronizing system	Internal
Scanning system	NTSC 525 Lines PAL 625 Lines 2:1 Interlaced
Video output	1.0Vp-p Composite. 75 Ohms
S/N ratio	More than 48 dB (AGC Off)
Min. Illumination	0.0001 Lux at F1.3 (DSS on) / 0.2 Lux at F1.3 (DSS off)
Back Light Compensation	ON/OFF by OSD
Shutter Speed	NTSC : 1/60 ~ 1/100,000 sec PAL : 1/50 ~ 1/100,000 sec
Gamma correction	Standard $\gamma = 0.45$
White Balance	2100°K ~ 9100°K Auto
Gain Control	ATW/Push Lock / User selectable by OSD Standard : -6dB ~ 42dB Auto / Maximum by OSD
Smear Effect	0.005%
Power source	24VDC
Operating current	140mA at 24VDC (IR "off" Day) 1050mA at 24VDC (IR "on" Night)
Lens	7.5~50mm Varifocal lens
IR Spectrum	Side : 850nm-80X17°X6ea Illuminator : 850nm-100° x 20° x 9ea, 80° x 40° x 5ea,
Iris Control	ESC / DC IRIS by OSD Function
Operating Temperature	14°F ~ 122°F (-10°C ~ +50°C)
Humidity	Within 90% RH
Measurement (mm)	220(W) X 263(V) x 448(L)
Weight (Approx.g)	4000

OSD Menu	
WDR	Auto / On / Off
White balance	Auto (ATW)/Push Lock/User selectable (Push: 1800°K~10,500°K)
Gain Control	Low, Middle, High, Off Selectable
Shutter speed	1/60 - 1/120,000 sec (NTSC), 1/50 - 1/100,000 sec (PAL)
Digital Slow Shutter	Off/2 x ~ 160 x (DSS)
Privacy Masking	On/Off (4 programmable zones)
Digital zoom	OFF/ON 1.5 x, 2 x, 3 x.
IR Function	
IR Spectrum of 6LEDs	High Power 850nm-17° (80°) x 6ea
Viewable distance	Up to 50M at moonless night
MTBF of IR	20,000 Hours
Addable IR Illuminator	VL60
IR Spectrum of VL60	High Power 850nm100° x 20° x 9, 80° x 40° x 5
Viewable distance	Up to 100M at moonless night with VL60 x 2 sets in addition

