

Vi6208 / Vi6208J

8-Channel Automatic Video Compensation (AVC) UTP Receiver Hub

Features

- Employs Vigitron's Automatic Video Compensation (AVC) technology to provide adjustment-free excellent quality video
- Real-time video at distances up to 2,000 ft. (610 m) when used with any Vigitron Passive Transceivers, and 4,000 ft. (1,220 m) when used with the Vi6300VT Active Transmitter
- NTSC, PAL and SECAM video formats
- Unsurpassed 70 dB cross talk and noise immunity
- Compatible with qualified UTP cameras
- Full ground loop immunity & built-in surge protection
- Includes 8 coax jumper cables
- Terminal blocks or RJ-45 connectors for UTP connection
- A video present LED indicator for each channel
- Limited lifetime warranty



Applications

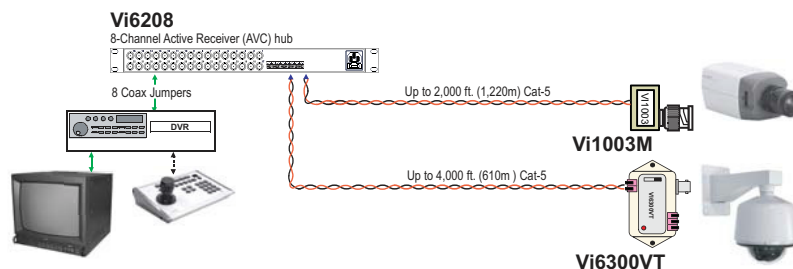
- Security and surveillance
- Structured cable environments
- Casinos, hospitals and airports
- Long distance alternative to fiber optic

The Vi6208 is an advanced 8 port active receiver hub that features Vigitron's new Automatic Video Compensation (AVC) technology. AVC incorporates a sophisticated microprocessor controlled analog circuit that continuously analyzes incoming video signal and compensates for cable attenuation independent of video signal content. It provides high resolution color or black and white video over unshielded twisted pair wires of Category 2-7, at distances up to 4,000 ft. (1,220 m) when used with the Vigitron Vi6300VT Active Transmitter. It can be used with any Vigitron Passive Transceiver for distances up to 2,000 ft. (610 m).

The Vi6208 is a compact 1U 19 in. rack mountable unit. Each channel has an LED to indicate video presence. This receiver hub has built-in surge suppression to protect video equipment against damaging voltage spikes. Its integrated ground loop isolation prevents disturbing "hum-bars" common with long distance installations and its excellent crosstalk and noise immunity provides quality video up to the maximum distance. The Vi6208J provides RJ-45 ports for UTP connectivity to simplify VPD structured cabling system installations.

The Vi6208 innovative design offers exceptional quality video and system flexibility making it ideal for a wide variety of applications that require multiple video channels making it a cost-effective alternative to expensive fiber optic solutions.

Application Diagram



The smart choice for quality video



www.vigitron.com

Technical Specification*

Electrical

Video Format	NTSC, PAL, SECAM
Frequency	20 Hz to 6 MHz
Adjustment	Automatically controlled by internal microprocessor
Coax	75 Ohm
Twisted Pair	100 Ohms +/- 20%, 24 AWG minimum, unshielded Category 2-7 0 to 2,000 ft. (610 m) with Vigitron Passive Transceivers 0 to 4,000 ft. (1,220 m) with Vi6300VT Active Transmitter
CMRR	70 dB
Video Present	8 green LEDs, one per channel
Power	110 VAC / 70 mA, 240 VAC / 40 mA 15 Watts, 50 BTU / hour
Power Indicator	Red LED
Connectors	UTP inputs: Detachable terminal blocks Vi6208J: RJ-45 connectors Video outputs: 4 BNC outputs for each UTP input Power: IEC380 AC power inlet
Transient Immunity	per ANSI / IEEE 587 C62.41

Environmental

Humidity	0 to 95%, non-condensing
Temperature	Operating: -10°C to +50°C Storage: -30°C to +70°C

Mechanical

Dimensions	1.7x17.0x8.0 in, 4.3x43x20.3 cm (HxWxL)
Weight	3.5 lb, 1.6 kg
Material	Aluminum sheet metal

Included Accessories

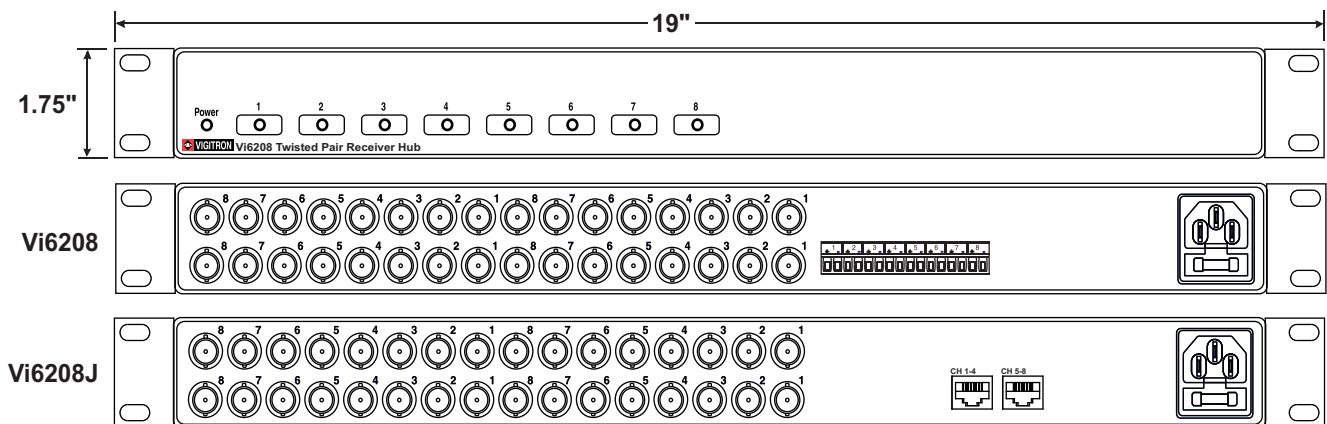
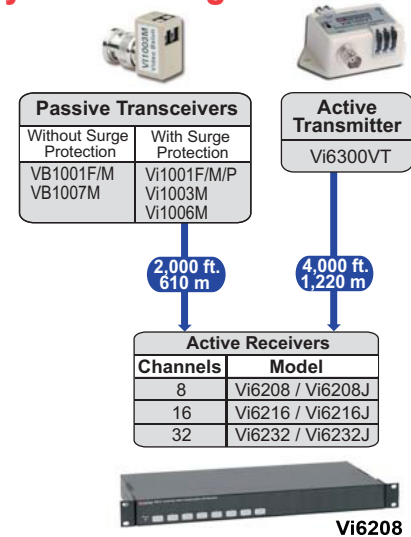
- Mounting brackets for front, rear, or wall installations
- Rubber feet for desk applications
- 8 2-ft. (60 cm) coax jumpers
- Moulded IEC power inlet cord 7-ft. (200 cm)

*Specifications are subject to change without notice.

Ordering Information

PART No.	Description
Vi6208	8-Ch AVC Active Receiver Hub
Vi6216	16-Ch AVC Active Receiver Hub
Vi6232	32-Ch AVC Active Receiver Hub
Vi6208J	8-Ch AVC Active Receiver Hub w/RJ-45
Vi6216J	16-Ch AVC Active Receiver Hub w/RJ-45
Vi6232J	32-Ch AVC Active Receiver Hub w/RJ-45

System Configuration



Wire and Cable Recommendations

The Vigitron products are designed to be used with unshielded twisted pair (UTP) wiring. The UTP wire must be 24AWG - 12AWG or Category 2 - 7 cable. Multi pair cable with an overall shield is acceptable, however individually shielded pairs should be avoided. Multiple UTP video feeds can be operated in the same communication cable along with telephone, computer, control signals and low power voltages. While UTP video may be routed through punch-down block terminals, any resistive, capacitive or inductive devices (such as T-taps or MOV's) must not be used. Please contact Vigitron for more specific information regarding wire types and proper installation techniques.



TEL (+1) 858-484-5209 • FAX (+1) 858-484-1205
13906 Sparren Ave. San Diego, CA 92129, USA • info@vigitron.com • www.vigitron.com