

# CAMERA BRACKETS

## WBCAA WALL AND CEILING MOUNT

Made of aluminium, color RAL9002

Load rating: 5kg/11lb

Environment: Indoor / Outdoor

Length: 170mm (6.7in)

## WBCLA WALL AND CEILING MOUNT

Made of tecnopolymer material

Load rating: 3kg (6.6lb)

Length: 173mm (6.8in)

Adjustment and fixing by only one bolt

## WBCV SERIES OF WALL AND CEILING BRACKETS

Made of aluminium with a nylon base

Load rating: 2kg (4.4lb)

Length: 80, 140, 190mm (3.1, 5.5 and 7.4in)

50mm (1.9in) optional extension (WBCP5A)

Adjustment and locking by manually adjustable ring

## WBCD SERIES OF WALL AND CEILING BRACKETS

Made of aluminium with swivel and nylon base

Load rating: 1kg (2.2lb)

Length: 80, 140, 190mm (3.1, 5.5 and 7.4in)

50mm (1.9in) optional extension (WBCP5A)

Adjustment and fixing by only one bolt

## LXBKC1 WALL AND CEILING MOUNT

In fiberglass reinforced nylon, black color

Load rating: 1kg (2.2lb)

Length: 100mm

Fully adjustable swivel head

## LXBKC2 WALL AND CEILING EXTENSIBLE MOUNT

In fiberglass reinforced nylon, black color

Load rating: 2kg (4.4lb)

Extensible length: from 125mm to 190mm (from 4.9in to 7.5in)

Fully adjustable swivel head




WBCAA



WBCLA



WBCV



WBCD



LXBKC1



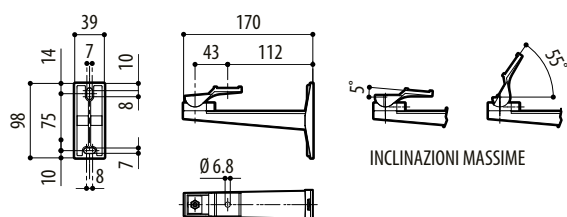
LXBKC2

PACKAGE			
Model Number	Weight	Dimensions (WxHxL)	Master carton
WBCAA	-	38x14.5x38cm	25
WBCLA	-	38x14.5x38cm	25
WBCV19A	7.5kg (16.5lb)	22x42x21cm	50
WBCV14A	5.9kg (13lb)	16.5x15.5x49cm	50
WBCV8A	4.7kg (10.3lb)	15.5x14x42.5cm	50
WBCP5A	0.3kg (0,7lb)	8.5x5.5x11.5cm	10

PACKAGE			
Model Number	Weight	Dimensions (WxHxL)	Master carton
WBCD19A	7.5kg (16.5lb)	22x42x21cm	50
WBCD14A	5.9kg (13lb)	16.5x15.5x49cm	50
WBCD8A	4.7kg (10.3lb)	15.5x14x42.5cm	50
WBCP5A	0.3kg (0.7lb)	8.5x5.5x11.5cm	10
LXBK1	2.5kg (5.5lb)	42x43x18.5cm	25
LXBK2	3.2kg (7lb)	42x43x18.5cm	25

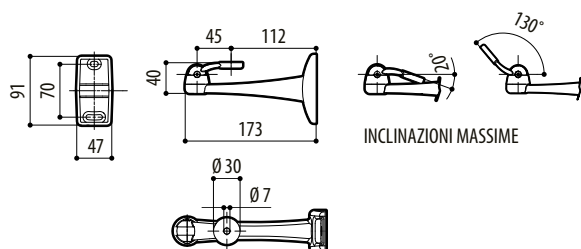
## TECHNICAL DRAWINGS

Sizes in millimeters.

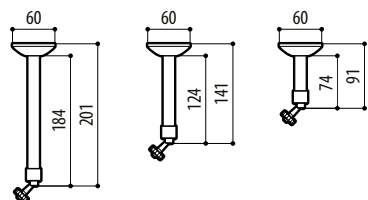


WBCAA

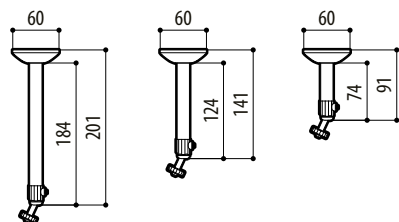
## TECHNICAL DRAWINGS



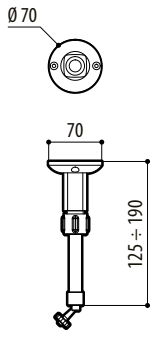
WBCLA



WBCV

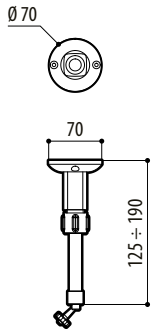


WBCD



LXBK2

---



LXBK2

---

