

- Unit comprehensive of housing, P&T head and telemetry receiver
- Bracket for two infrared LED illuminators for the night surveillance (illuminators not included) without rotating cable
- Continuous rotation
- Available with/without camera and with/without wiper*
- IP66
- Variable speed: 0.1°-40°/s Pan and 0.1°-30°/s Tilt
- OSM configuration
- Multiprotocol

ULISSE IR360 has been specifically created for applications of day/night video surveillance in external environments.

This new positioning system is made up of a high performance P&T head, camera housing, and telemetry receiver. Furthermore this version integrates a bracket for two infrared LED illuminators (not included) without external rotating cables. The rotation on the horizontal axis is continuous with a variable speed up to 40°/s while the amplitude on the vertical axis varies from -90° to +40° with a max speed of 30°/s.

ULISSE IR360 controls the functions of autopan and patrol with a tracking accuracy of 0.02° on preset positions recalled. Preset positioning and zoned areas can be labelled with a maximum of 20 characters. Patrol sequences can also be varied with different speed settings in order to customize a perfect patrol pattern.

Two local alarm inputs, one input for the synchronization of the IR lighting and one relay output allow for intelligent local action (Scanning to a specific preset or patrol sequence on alarm) and the switching in IR mode.

The housing can be supplied, as option, with a built-in wiper which does not interfere with the viewing range of the installed camera.



UPT2PVUAX000C + UPTWBTA + IR20BD

In addition to the On Screen Menu set-up, the system is equipped with an RS232 interface allowing the possibility to update to the latest firmware version.

The positioning system is controlled through a RS485/RS422. The telemetry signal can be transmitted in an active way for chain configuration of several ULISSE units together.

Multiple communication protocols are embedded.

Available versions with block camera, with integrated wiper and with integrated video server for IP control of the PTZ functions.

The ULISSE IR360 is designed to work only with the illuminators of the Videotec IRBD-series and DERWENT UFLED series

The positioning unit can be used in several kinds of installations, such as: coast and border patrol, harbour control, urban settings, highway and traffic monitoring, stadiums, industries, prisons or military applications, and perimeter surveillance.

* for further specs on the block camera, refer to the technical data sheet "ULISSE CAMERA, Positioning unit with integrated camera".



ULISSE IR WITH SONY MODULE: DISTANCES IN NIGHT MODE

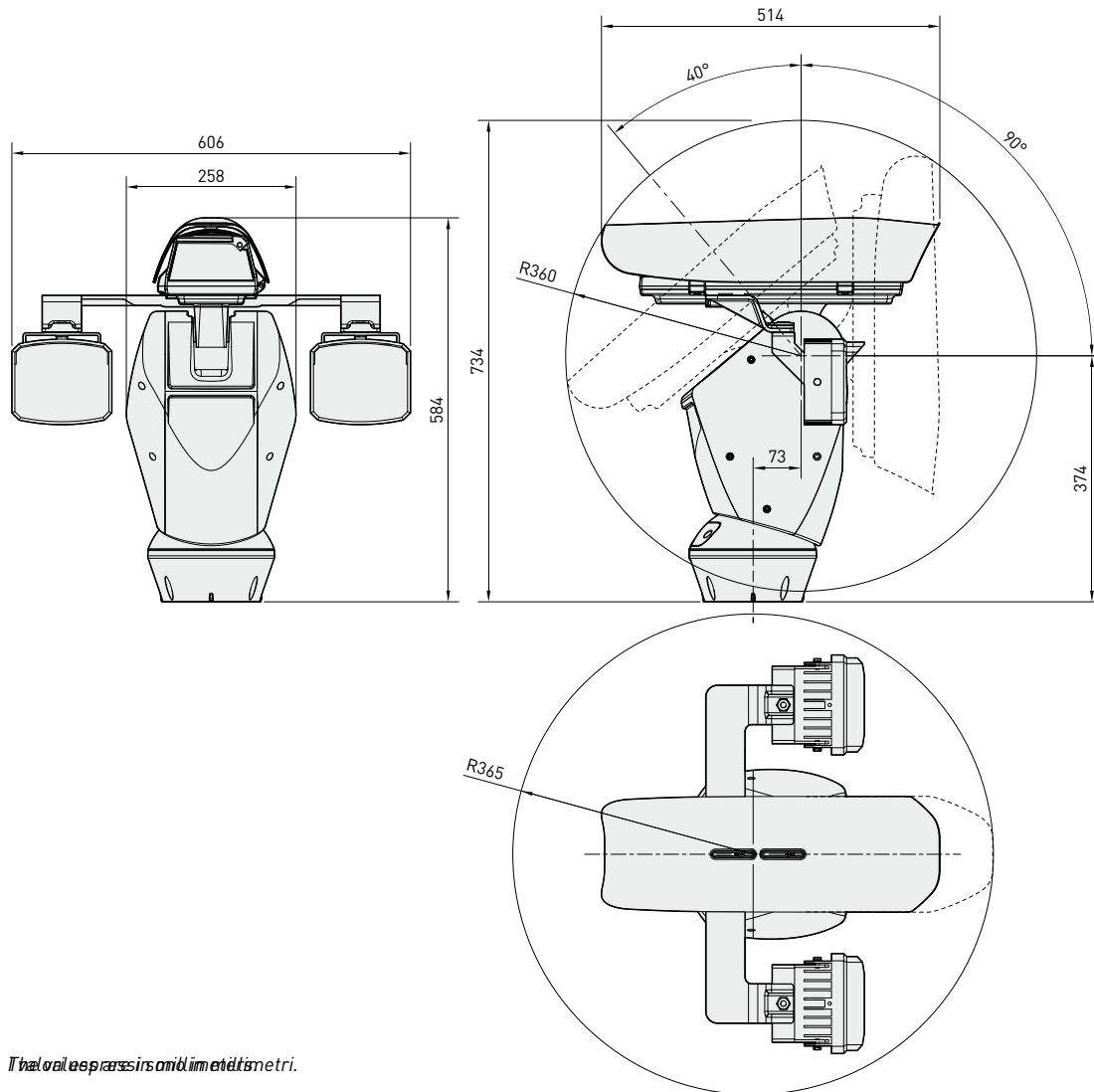
APPLICATION	CONFIGURATION***	NIGHT MODE + ASS*	HFOV** (ASS)
Far away objects, perimeter surveillance	IRBD10 + IRBD10	120m	20m
Areas nearby, car parks, access control	IRBD30 + IRBD30	60m	32m
	IRBD60 + IRBD60	40m	46m
Mixed solutions	IRBD10 + IRBD30	105m	18m
	IRBD30 + IRBD60	50m	26m

* ASS: set for auto slow shutter mode

** HFOV - Horizontal Field of View: width of illuminated area at maximum viewing distance

*** To guarantee the specified performance, the two illuminators must be aligned correctly

Distances are expressed in metres and refer to viewing in night mode with an image of sufficient quality to be able to identify and classify an abnormal situation and the type of object in the field of view of the pan & tilt. The distances also depend on the reflection coefficient of the surfaces present on the illuminated scene.



Tutte le misure sono in millimetri.

9
INTEGRATED POSITIONING UNITS



TECHNICAL DATA

ULISSE 360 WITH IR LED ILLUMINATORS

Model	PAL block camera	NTSC block camera	Sunshield	Power supply 24Vac	Tergicristallo	Wiper	IP control
UPT2SVQA000C			•	•		•	
UPT2SVQAX00C			•	•		•	•
UPT2PVQA000C	•		•	•		•	
UPT2PVQAX00C	•		•	•		•	•
UPT2NVQA000C		•	•	•		•	
UPT2SVUA000C			•	•	•	•	
UPT2SVUAX00C			•	•	•	•	•
UPT2PVUA000C	•		•	•	•	•	
UPT2NVUA000C		•	•	•	•	•	
UPT2PVUAX00C	•		•	•	•	•	•

GENERAL

For missing specs refer to "ULISSE" data sheet, standard version

Build in die-cast aluminium and ABS

Epoxy polyester powder painting, RAL9002 colour

Top mount (OTT)

Transmission through toothed belt

Slip-ring

Electronic limit switches

Plug installation thanks to connector and easy replacement on-site

Zero backlash

Supplied with instruction manual

The system is conceived for the mounting of only the following IR LED illuminators (not included):

- Videotec IRBD series
- DERWENT UFLED

MECHANICAL

Horizontal continuous rotation

Vertical rotation from -90° to +40°

Variable pan speed: from 0.1°/s up to 40°/s

Variable tilt speed: from 0.1°/s up to 30°/s

Internal usable area (BxHxL): 104x70x280mm (4.1x2.7x11in)

Glass window (WxH): 118x75mm (4.6x2.9in)

ELECTRICAL/VIDEO

Input voltage: 24Vac, 50/60Hz, 150-190W max*

**Power consumption will vary over the time due to the intelligent IR's optical output control which compensate for LED degradation and ambient temperature fluctuations*

Absorbed current: 24Vac, 8A

Dimensions of input cables: AWG 16

Dimensions of signal cables: AWG 20-26

Housing standard heater 24Vac, 20W max

Alarm input: 10-35Vdc

1 NO powered input for IRs switching synchronization

Clean contacts: max 50Vdc or 30Vac @ 1A

Video line: coaxial cable (1Vpp, 75Ohm)

Camera supply: 12Vdc, 800mA

Lens supply: 6-15Vdc, max 200mA

Illuminators supply: 2A+2A max at 24Vac

Only for polarity inversion lenses

Autopan, Preset, Patrol

250 max preset selectable (Videotec Macro Protocol)

20 characters string for Area and Preset titling

Preset accuracy: 0.02°

COMMUNICATIONS

OSM configuration

RS232 interface for PC control set-up and firmware upgrade

Two RS485 ports for daisy chain configuration, RS422

Addressable through dip-switch up 255 units

PROTOCOL

MACRO

PELCO D

SENSORMATIC

VISTA

Pelco, Sensormatic and Vista are registered trademarks.

ULISSE may be interfaced with equipment not manufactured by Videotec. It is possible that the interface protocols have changed or are in a different configuration from earlier tested units. Videotec recommends a bench test prior to installation. Videotec will not be liable for any installation costs or lost revenues in the event a compatibility problem will occur.

ACCESSORIES

IR10BD Infrared LED illuminator 10° 12-24Vac/dc

IR30BD Infrared LED illuminator 20°, 12-24Vac/dc

IR60BD Infrared LED illuminator 60°, 12-24Vac/dc

UPTWBA Wall bracket with internal cable channel

UPTWBTA Parapet bracket with internal cable channel

UPTHT1 Reinforced heater for low temperatures, 30W



RELATED PRODUCTS

PTCC1	Pole mount adaptor for UPTWBA
WCWGC	Corner adaptor for UPTWBA
ALBERT	Video Agent for intelligent digital video content analysis
SM42B-82B	Matrix 4/8 input and 2 output
SM84B-164B	Matrix 8/16 input and 4 output
SM328B	Matrix 32 input and 8 output
DCJ	Keyboard to control matrices, multiplexers and telemetry equipped with three axis joystick
DCT	Touch screen keyboard to control matrices, multiplexers, DVRs and telemetry equipped with three axis joystick
UPTWAS01C	Reservoir 23l with pump, 230Vac
UPTWAS02C	Reservoir 23l with pump, 24Vac
UPTWASA01C	Reservoir 23l with pump, high delivery up to 30m, 230Vac

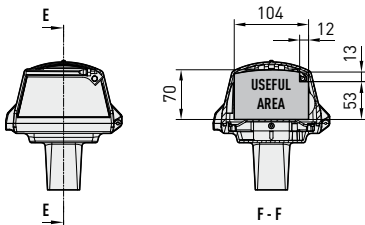
ENVIRONMENT

Indoor / Outdoor
 Operating temperature with heater, without block camera: -20°C / +60°C (-4°F / +140°F)
 Operating temperature with heater, with block camera: -20°C / +50°C (-4°F / +122°F)

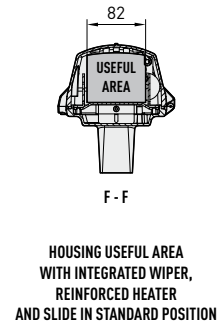
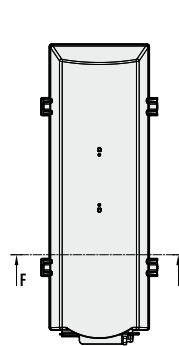
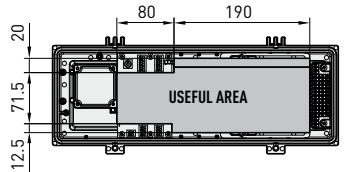
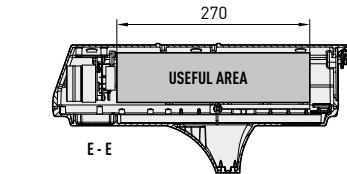
COMPLIANCE TO

CE according to EN60950, EN61000-3-2 and EN50130-4
 FCC part 15
 IP66 according to EN60529

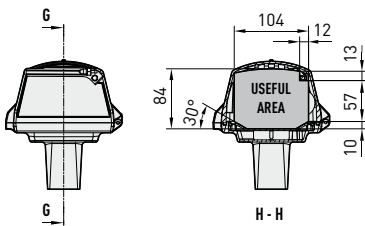
INTEGRATED POSITIONING UNITS



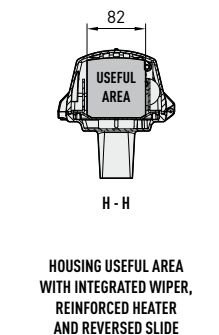
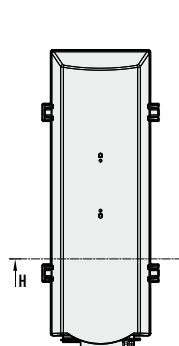
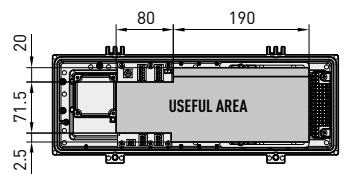
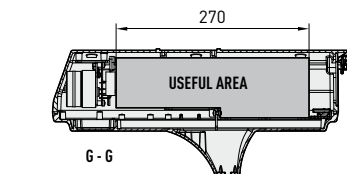
HOUSING USEFUL AREA WITH INTEGRATED WIPER AND SLIDE IN STANDARD POSITION



HOUSING USEFUL AREA WITH INTEGRATED WIPER, REINFORCED HEATER AND SLIDE IN STANDARD POSITION



HOUSING USEFUL AREA WITH INTEGRATED WIPER AND REVERSED SLIDE



HOUSING USEFUL AREA WITH INTEGRATED WIPER, REINFORCED HEATER AND REVERSED SLIDE

The values are in millimeters.

	Unit Weight:	Package Weight:	Package Dimension (BxHxL):	Master Carton:
	UPT2SVQA000C 16.8kg / 37lb	UPT2SVQA000C 20kg / 44.2b	UPT2SVQA000C 66x33x57cm / 26x13x22.5in	UPT2SVQA000C -
	UPT2PVQA000C 16.8kg / 37b	UPT2PVQA000C 20kg / 45.2lb	UPT2PVQA000C 66x33x57cm / 26x13x22.5in	UPT2PVQA000C -
	UPT2SVUA000C 17.3kg / 38lb	UPT2SVUA000C 20.5kg / 45.2lb	UPT2SVUA000C 66x33x57cm / 26x13x22.5in	UPT2SVUA000C -
	UPT2PVUA000C 17.3kg / 38lb	UPT2PVUA000C 20.5kg / 45.2lb	UPT2PVUA000C 66x33x57cm / 26x13x22.5in	UPT2PVUA000C -