

MPXCABL - MPXCABLARM


WITH MULTI-POLAR, ARMoured AND UNARMoured CABLES, FOR EXPLOSION-PROOF PAN & TILT IN THE MAXIMUS MPX/MPXT/MPXHD SERIES

MAIN FEATURES

- Pre-cabled for Ethernet, video, I/O and telemetry connections
- Equipped with barrier cable gland
- Resistant to oil, flames and ultra-violet rays
- Available in an armoured and unarmoured version
- Designed for potentially explosive zones

DESCRIPTION

Armoured and unarmoured multi-polar cables for Pan & Tilt MAXIMUS MPX, MAXIMUS MPXT, MAXIMUS MPXHD.
VIDEOTEC pre-assembled cables simplify product installation.
They are suitable for use in hostile environments.
Available in 2 lengths, standard or customised length.



PRODUCTS COMPATIBILITY

Model Number	MAXIMUS MPX	MAXIMUS MPXHD	MAXIMUS MPXT
MPXCABL4	✓	–	✓
MPXCABL10	✓	–	✓
OCABLMPX4	✓	–	✓
OCABLMPX10	✓	–	✓
MPXCABLARM4	✓ ¹	✓	–
MPXCABLARM10	✓ ¹	✓	–
OCABLMPXARM4	✓ ¹	✓	–
OCABLMPXARM10	✓ ¹	✓	–

¹ Only 2 alarms and 1 relay

TECHNICAL DATA

MPXCABL

GENERAL

Unarmoured, multi-polar, assembled, black cable with barrier cable gland 3/4" NPT
Cabling for Pan & Tilt MAXIMUS MPX/MAXIMUS MPXT: 2 Ethernet cables, 3 power supply conductors, 2 coaxial video cables, 15 alarm conductors, relay and telemetry

MECHANICAL

Unarmoured cable
Length: 4m (13.1ft) or 10m (32ft)
External diameter: 18.6mm (0.7in) ± 0.35mm
Maximum curvature radius: 186mm

ELECTRICAL

Power supply

- Number of conductors (electrical): 3
- Section: 1.5mm²
- Working voltage: 300V max

NETWORK

Ethernet: 2 cables, Category 5E, shielded cables

SERIAL COMMUNICATIONS

Telemetry: RS-422, RS-485

VIDEO

2 coaxial cables, RG179

I/O INTERFACE

Alarms: 5
Relay: 2

ENVIRONMENT

Temperature: from -40°C (-40°F) up to +80°C (+176°F)
Type of laying: fixed installation
Oil resistant (complies with CNOMO E.03.40.150N, ASTM n.2, IRM 902, IEC60811-2-1)
UV resistant (complies with UL1581)
Flame resistant (complies with IEC/EN 60332-1)

COMPLIANCE

IEC/EN 60079-14 (ATEX Ex II)
IP protection degree: IP66 (cable gland only)

PART NUMBER

Codes to order with a Pan & Tilt. The cabling will be pre-installed in the Pan & Tilt in Videotec.

MPXCABL4	Cabling for MPX/MPXT, 4m (13ft) (unarmoured cable and barrier cable gland): 2 Ethernet cables, 3 power supply wires, 2 coaxial video cables, 15 wires for alarms, relays and telemetry
MPXCABL10	Cabling for MPX/MPXT, 10m (394in) (unarmoured cable and barrier cable gland): 2 Ethernet cables, 3 power supply wires, 2 coaxial video cables, 15 wires for alarms, relay and telemetry

SPARE PARTS

OCABLMPX4	Cabling for MPX/MPXT, 4m (13ft) (unarmoured cable and barrier cable gland): 2 Ethernet cables, 3 power supply wires, 2 coaxial video cables, 15 wires for alarms, relays and telemetry
OCABLMPX10	Cabling for MPX/MPXT, 10m (394in) (unarmoured cable and barrier cable gland): 2 Ethernet cables, 3 power supply wires, 2 coaxial video cables, 15 wires for alarms, relay and telemetry

MPXCABLARM

GENERAL

Armoured, multi-polar, assembled, black cable with barrier cable gland 3/4" NPT
Cabling for Pan & Tilt MAXIMUS MPX/ MAXIMUS MPXHD: 1 Ethernet cable, 3 power supply conductors, 1 coaxial video cable, 7 conductors for alarms, relay and telemetry

MECHANICAL

Armoured cable
Length: 4m (13.1ft) or 10m (32ft)
External diameter: 20.0mm (0.78in) ± 0.5mm (0.02in)
Maximum curvature radius: 220mm

ELECTRICAL

Power supply

- Number of conductors (electrical): 3
- Section: 2.5mm²
- Working voltage: 300V max

NETWORK

Ethernet: 1 cable, Category 5E, shielded cable

SERIAL COMMUNICATIONS

Telemetry: RS-485 (MAXIMUS MPX only)
Remote resetting: for MAXIMUS MPXHD only

VIDEO

1 coaxial cable, RG179

I/O INTERFACE

Alarms: 1 for MAXIMUS MPXHD, 2 for MAXIMUS MPX
Relay: 1

ENVIRONMENT

Temperature: from -60°C (-76°F) up to +80°C (+176°F)
Type of laying: fixed installation
Oil resistant (complies with CNOMO E.03.40.150N, ASTM n.2, IRM 902, VDE 0472 p.803 test B)
UV resistant (complies with ICE 60068-2-5)
Flame resistant (complies with IEC/EN 60332-1, IEC/EN 60332-3-22)

COMPLIANCE

IEC/EN 60079-14 (ATEX Ex II)
IP protection degree: IP66 (cable gland only)

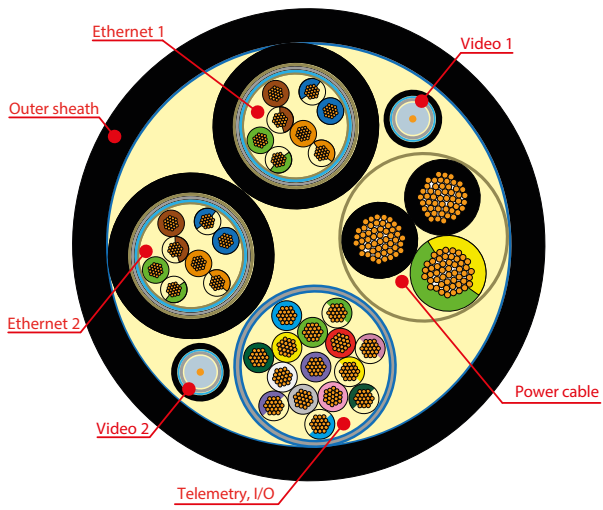
PART NUMBER

Codes to order with a Pan & Tilt. The cabling will be pre-installed in the Pan & Tilt in Videotec.

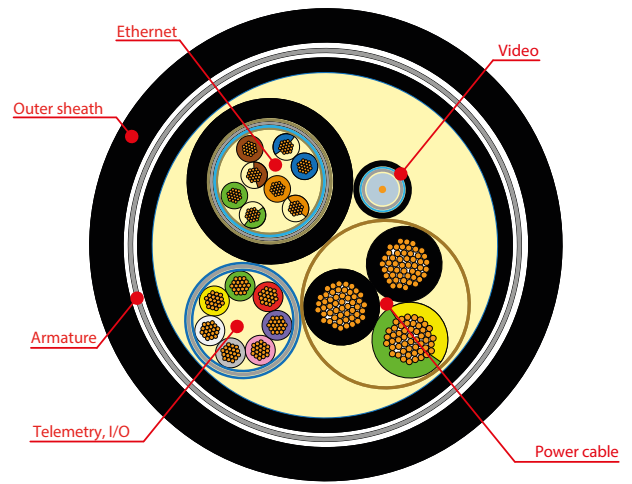
MPXCABLARM4	Cabling for MPX/MPXHD, 4m (157.5in) (armoured cable and barrier cable gland): 1 Ethernet cable, 3 power supply wires, 1 coaxial video cable, 7 wires for alarms, relay and telemetry
MPXCABLARM10	Cabling for MPX/MPXHD, 10m (394in) (armoured cable and barrier cable gland): 1 Ethernet cable, 3 power supply wires, 1 coaxial video cable, 7 wires for alarms, relay and telemetry

SPARE PARTS

OCABLMPXARM4	Cabling for MPX/MPXHD, 4m (157.5in) (armoured cable and barrier cable gland): 1 Ethernet cable, 3 power supply wires, 1 coaxial video cable, 7 wires for alarms, relay and telemetry
OCABLMPXARM10	Cabling for MPX/MPXHD, 10m (394in) (armoured cable and barrier cable gland): 1 Ethernet cable, 3 power supply wires, 1 coaxial video cable, 7 wires for alarms, relay and telemetry



VIEW OF MPXCABL CABLE SECTION



VIEW OF MPXCABLARM CABLE SECTION