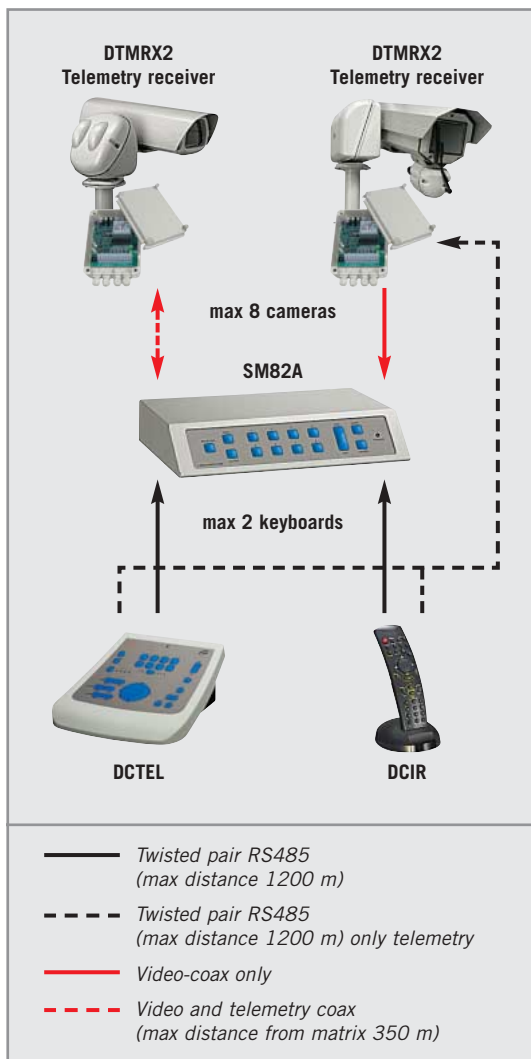



- Microprocessor controlled unit
- 12 functions
- RS232, RS485 or Over Coax communications
- Remote controllable up to 1200 m (RS485)
- Weatherproof standard IP56



The DTMRX2 is a digital receiver, controlled by a microprocessor, for remote control of a Pan & Tilt motor and a motor-driven zoom lens.

The DCT, DCJ, DCTEL, DCIR and SM matrix series control units ensure complete control of all the DTMRX2 functions. It is also interfaced to a PC through RS232.

Connection to the control unit can be RS232, RS485 or over Coax cable (in this case, the connection to the matrix distance can reach up to 350 m). A IP56 weatherproof box ensures protection against all weather conditions.

It is available in 24 V ~ or 230 V ~ versions for Pan & Tilt motors, and allows feeding common ground or polarity inversion zoom lenses.

A relay auxiliary function is available for controlling, for instance, the switching on of an IR illuminator, through a power contact or the control of the wiper.


Four PG11 cable glands make connections easier.

11



MODELS

DTMRX224	Telemetry receiver 12 functions (RS485/RS232/COAX), 24VAC 50/60Hz
DTMRX2	Telemetry receiver 12 functions (RS485/RS232/COAX), 230VAC 50/60Hz



TECHNICAL DATA

GENERAL

- 12 Functions: UP, DOWN, LEFT, RIGHT, AUTO, ZOOM TELE, ZOOM WIDE, FOCUS NEAR, FOCUS FAR, IRIS OPEN, IRIS CLOSE, AUX
- 99 identification addresses, selectable by dip switch
- Serial communication selectable between RS232, RS485 and Over Coax
- Ability to use both polarity inversion lenses and common wire lenses
- EEPROM for storing activated functions
- LED indicating power supplied to the unit
- LED indicating command reception
- LED indicating data reception
- Supplied with: instruction manual, 2 PG11 blanking caps, 4 wall mounts with relevant fastening screws

MECHANICAL

- Plastic material enclosure
- 4 PG11 cable glands
- Dimensions: 225x154x81 mm (8.85x6.06x3.18 in)

ELECTRICAL

DTMRX2

- Power supply: 230 V~ 50Hz
- Power consumption: 10W
- Max swichtable power: 100W
- Power supplied to the positioning device: 230V~ 50Hz
- Power supplied to the lens: from 3 to 14V== max 100 mA
- AUX: auxiliary dry contact 1A 230Vac
- Protection fuses: F1: F 250 mA L 250V

DTMRX224

- Power supply: 24V~ 50/60Hz
- Power consumption: 10W
- Max swichtable power: 100W
- Power supplied to the positioning device: 24V~ 50/60Hz
- Power supplied to the lens: from 3 to 14V== max 100 mA
- AUX: auxiliary dry contact 1A 24V
- Protection fuses: F1: F 2,5 A L 250V

COMMUNICATIONS

- Selectable communication speed (38400 / 19200 / 9600 / 1200 Baud)
- Selectable communication protocol: MACRO, Videotec standard, Pelco 'D' and coax
- Repeater RS232 or RS485 for daisy chain configuration
- Telemetry data input RS485 on Matrix Series SM serial output for a max distance of 1200 m (3900 ft)
- Telemetry data input RS485 on keyboards serial output for a max distance of 1200 m (3900 ft)
- Telemetry data input RS232 for PC or keyboard control for a max distance of 15 m (49 ft)
- Telemetry data input Over Coax cable RG59 or equivalent for a max distance of 350 m (1150 ft) from Matrix Series SM

RELATED PRODUCTS

P&T:

- DTMRX2:** PTH910, PTH310, IPT720, IPHS720, IPTS720, NXPTH210
- DTMRX224:** PTH911, PTH311, IPT721, IPHS721, IPTS721, NXPTH211

Keyboards and Matrix:

- DCTEL, DCIR, DCJ, DCT keyboards and SM series matrix

Retrofit on discontinued products: contact Videotec for further specifications.

ENVIRONMENT

- Indoor/outdoor
- Operating temperature: -20°C - +50°C (-4°-113°F)

COMPLIANCE TO

- CE in compliance with EN55022 Class B, EN50130-4, EN60065
- FCC Part 15 Class B
- IP56



Unit Weight (kg / lb):
DTMRX2: 0,85 / 1.87

Package Weight (kg / lb):
DTMRX2:

Package Dimensions (cm / in):
DTMRX2:

Master Carton (units):
DTMRX2: