



Product at a Glance

- ▶ 1080p resolution
- ▶ WDR; day/night camera with a built-in varifocal 30x optical zoom autoiris lens
- ▶ Synchronized IR illuminators with 492 ft (150 m) range
- ▶ 12 VDC (36 W)
- ▶ Triple streaming video
- ▶ Two-way audio
- ▶ Rugged construction for harsh indoor or outdoor environments, IP66 rated
- ▶ 12 programmable privacy masks
- ▶ Surface mounting on wall or ceiling
- ▶ Supports local recording to Micro-SD card
- ▶ ONVIF (Profile S) interface provides interoperability with open platform solutions open platform solution

Overview

Vicon's SN680D-A-WNIR HD Network Dome Camera is designed for performance in the most demanding security installations. The 1080P megapixel pan, tilt, zoom (PTZ) camera has an integrated 30x optical zoom lens (4.3 mm to 129 mm) and integrated IR LEDs provide illumination up to a range of 492 feet (150 meters).

The SN680D-A-WNIR provides triple-streaming video and supports H.264 compression technology, drastically reducing file sizes and conserving valuable network bandwidth. Users can receive multiple streams simultaneously in different resolutions, frame rates and image qualities for viewing on different platforms. A Micro-SD memory slot is provided for local recording with removable storage.

The 12 VDC camera dome is designed for easy installation. The SN680D-A-WNIR can be mounted on a wall or ceiling. Additional accessories allow the unit to be pendant mounted on a wall mount or in-ceiling. The camera can be tilted to 10 degrees above the horizon.

In order to adapt to constantly changing outdoor lighting conditions, the SN680D-A-WNIR features an autoiris lens that maintains proper light levels to provide the best video quality under diverse and changing lighting conditions. The true day/night camera also includes a removable IR cut filter for superior image quality around the clock. Wide Dynamic Range (WDR) image processing further improves video exposure quality in scenes with high contrast between bright and dark areas. Synchronized IR LED lighting automatically adjusts intensity with the optical zoom of the lens.

For protection against the elements, the camera dome is IP66 rated with a vandal-proof casing to withstand rain, dust, and vandalism; it is secured by tamperproof screws.

SPECIFICATIONS

Model	SN680D-A-WNIR
Image Sensor:	1/2.8-inch progressive scan Sony EXMOR CMOS
Max Resolution:	1080p (1920 x1080)
Image Settings:	Dynamic adjustable bit rate. Digital image effects: horizontal and vertical flip. Configurable brightness, contrast, high sensitivity. White balance. Digital zoom. Gain control. Exposure control. Electronic shutter speed. Day/night mode. BLC (Backlight Compensation). Dynamic Noise Reduction (2D). Motion detection (16 zones). Privacy masking (12 zones). Event notification. Digital WDR. Tampering. Defog. Digital Image Stabilization.
Electronic Shutter Speed:	1/5 ~ 1/10,000
Digital Zoom:	12X
Day/Night Performance:	True day/night (IR cut filter)
Minimum Illumination:	Color: 0.5 lux, B/W: 0.1 lux (IR LED ON) @ 50 IRE
IR Distance:	492 ft (150 m)

Lenses

Focal Length:	4.3 - 129.0 mm (30X optical zoom)
Max. Aperture:	f/1.2
Iris:	Autoiris
Zoom/Focus Adjust:	Motorized focus and zoom
Horizontal Field of View:	2° - 65°

Network Video Transmission

Network:	10Base-T, 100Base-TX, RJ-45
Image Compression:	H.264 and M-JPEG
Resolution:	1920x1080 (1080P), 1280x1024, 1280x720/960 (720P), 704x480/576 (D1), 640x480/360 (VGA), 320x240 (QVGA)
Protocol:	IPv4/IPv6, TCP/IP, HTTP, HTTPS, RTSP, RTP, SMTP, DHCP, NTP, FTP, DDNS, UDP, uPnP, QoS, Zeroconf, Bonjour, ONVIF
Frame Rate:	Max. 60 fps (50 fps, PAL) dual stream; 30 fps (25 fps, PAL) triple stream
Streams:	Triple stream (2 x H.264 and 1 x MJPEG)
Users:	Live viewing for up to 10 clients
Web Browser:	Internet Explorer®, Safari®, Firefox®, Google Chrome®, Opera®
Security:	IP address filtering, HTTPS encrypted data transmission, SSL, password protection
Local Recording:	Micro-SD slot provided; customer supplied SD card

Mechanical and Electrical

Construction:	Die-cast aluminum base; tamperproof screws
Pan Range:	360° continuous pan
Pan Speed:	380°/second maximum
Tilt Range:	100° (-10° to 90°)
Tilt Speed:	380°/second maximum
Presets:	256
Tours:	8
Mounting:	Mounting accessories available for pendant/wall and in-ceiling.
Dimensions:	7.9 in. (201 mm) (W) x 14.6 in. (371 mm) (H)
Weight:	10.8 lb (4.9 kg)

SPECIFICATIONS

Input Power:	PoE+ (injector included); 12 VDC \pm 10%. Injector dimensions: H: 1.25 in. (31.8 mm); W: 2.375 in. (60.3 mm); D: 5.375 in. (136.5 mm)
Current (IR on):	500 mA @ PoE; 2.3 A @ 12 VDC
Power Consumption (IR on):	28 W

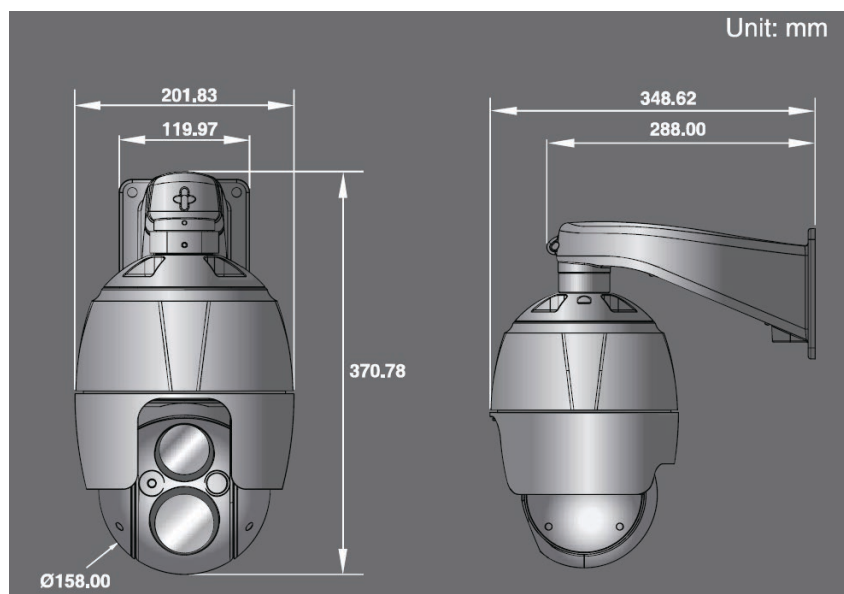
Controls and Connectors

Connectors:	Power: 12 VDC DC jack; Network/PoE: RJ-45 CAT 5; Alarm In (4)/Out (1): screw terminal; SD Card Slot. Audio In and Out: jack (Audio Out requires external amplifier)
-------------	--

Environmental




Operating Conditions:	Temp: -22° to 140° F (-30° to 60° C) Humidity: up to 90%, relative, non-condensing
Approvals:	FCC Class A, CE, IP66
Warranty:	3 years

Dimensional Drawing (mm)



Note: Diagram depicts camera with pendant arm accessory.

Models and Descriptions

	Model Number	Description
	SN680D-A-WNIR	1080P network PTZ camera. 30x zoom. Integrated IR LED (492 ft/150m range). Colour: 0.5 lux, B/W: 0.0 lux (IR LED ON). WDR. 2 way audio, Power: 12VDC (36W). Image stabilization. Privacy masks.
	V660-HDB242	Pendant arm
	V660-HDB241	Pole/ceiling mount