

Dome Cameras

High-res, vandal-resistant,
varifocal lens cameras



OVERVIEW

UltraView™ XP4 Dome WDR security cameras provide high-quality surveillance images in a variety of discreet commercial applications. They provide superior wide dynamic range and low light performance in one package. UltraView Domes can be mounted in a variety of positions including wall mount, ceiling mount, pendant mount and flush mount. The camera can be rotated 360 degrees and tilted 90 degrees into the most desirable viewing angle using the 3-axis gimbal mounting system. Each housing comes with a captive shroud that conceals the easy-to-position camera. UltraView Domes come standard with true day/night (removable IR cut filter), BNC, and UTP connections.

UltraView XP4 Domes are aluminum vandal-resistant IP66-rated environmental housings designed for indoor and outdoor use. They also feature a polycarbonate dome for extra durability.

The UltraView XP4 Dome is a one-size-fits all camera that combines industry leading wide dynamic range and extreme low light performance in one package. Utilizing a Pixim Seawolf chipset with customized Interlogix firmware, the UltraView XP4 also offers recording devices with 690 TVL of effective total resolution. Since the UltraView XP4 Series offers superior performance in a variety of conditions, it simplifies the decision-making process.

Ultra-Wide Dynamic Range and Low Light Performance

UltraView XP4 Dome WDR cameras use Pixim Seawolf technology, customized for Interlogix. Each pixel is individually optimized to show details in shadows and highlights. This ultra-wide dynamic range camera will deliver usable images in the most challenging high-contrast and mixed lighting conditions. The improved low-light performance makes this option a true high-performance, all application WDR camera.

STANDARD FEATURES

- WDR up to 120 dB
- Excellent performance in almost any lighting condition
- True day/night (removable IR cut filter)
- IR-corrected varifocal lenses
- Standard BNC and UTP connections
- Polycarbonate dome with captive shroud for easy installation, vandal resistance and to conceal camera position
- Heavy-duty indoor/outdoor housing (IP66 rated)
- 12 VDC/24 VAC
- The 3-axis gimbal allows wall mounting of the dome while maintaining a level viewing horizon
- Secondary video output inside the dome bubble for local test monitor during setup

Application

UltraView™ XP4 Dome cameras are notable for their ability to work in just about any environment. Because these cameras perform in extreme high- and low-light situations, they are pre-configured out of the box to be tailored to most security applications.

UltraView XP4 Domes, with vandal resistant and weather resistant characteristics, are ideal for exterior installations including shipping ports and banking institutions as well as parking lots. These compact domes are also well-suited for indoor applications including retail environments and healthcare facilities.



Typical Camera Locations

	XP4
Loading docks	Y
ATM kiosks	Y
Retail stores	Y
Office lobbies	Y
Automotive dealership showrooms	Y
Hospital hallways/surgical suites	Y
Parking garages	Y

Specifications

Features

Sensor	1/3 in. Progressive Scan Pixim Seawolf
Wide Dynamic Range	102 dB typical, 120 dB max
Signal System	NTSC / PAL Selectable
Scanning System	525/60 (NTSC); 625/50 (PAL)
Digital Zoom	Up to 4X
Synchronization	DC Internal / AC Line Lock
Effective Pixels (HxV)	768 x 540 (NTSC and PAL)
Horizontal Resolution	540 TVL color
Effective Resolution (HTVL-E)	690 TVL-E
Sensitivity	0.01 lux @ f1.2, 30 IRE
S/N Ratio	> 50 dB (max)
AGC	On/Off, fully programmable
Gamma Compensation	0.45 NTSC; 0.36 PAL
Composite Output	1.0 V p-p @ 75 ohms
Frame Integration	2X-32X
Mirror	Horizontal, Vertical
White Balance	ATW/ATW-Extend/Manual/PTL
D/N Switching (IR cut filter)	Auto/Manual
Lens Options	2.8 to 10.5 mm AI f1.2 IR corrected 9 to 22 mm AI f1.4 IR corrected
Auto Exposure	Selectable preferences

Environmental

Operating Temperature	-22 to 122°F (-30 to 50°C)
-----------------------	----------------------------

Electrical

Input Voltage	12 VDC or 24 VAC
Power Consumption	1.8 W (DC); 2.2 W (AC)

Physical

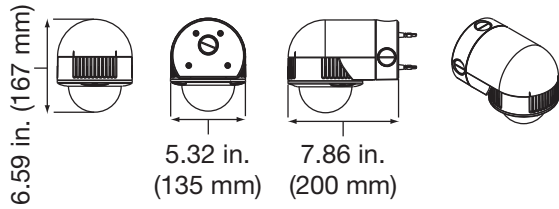
Dimensions	5.22 x 4.11 in. (133 x 105 mm)
Weight	Rugged Dome 33.8 oz (958 g)

Regulatory Information

Agency Approvals	FCC, CE, C-TICK, UL
------------------	---------------------

Accessories

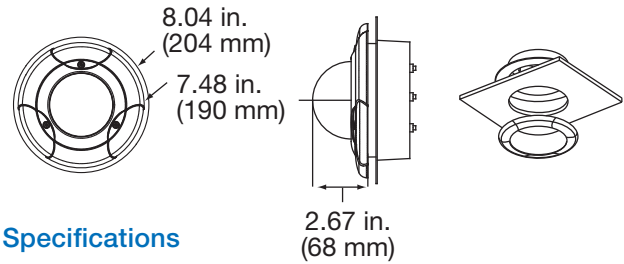
DR-RWM Wall Mount for UltraView™ Rugged Dome



Specifications

- Construction: Aluminum
- Finish: Powder coated

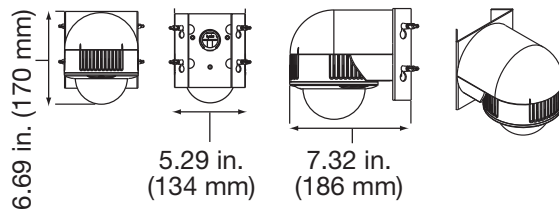
DR-FM Flush Mount for UltraView Rugged Dome



Specifications

- Construction: Aluminum
- Finish: Powder coated

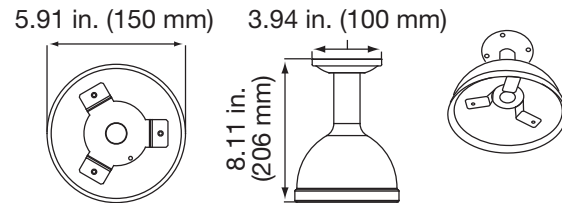
DR-ICM Inside Corner Mount for UltraView Rugged Dome



Specifications

- Construction: Aluminum
- Finish: Powder coated

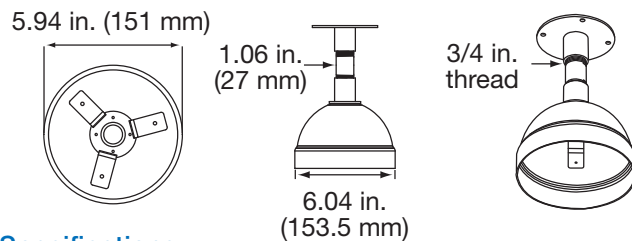
DR-PDM Pendant Mount for UltraView Rugged Dome



Specifications

- Construction: Aluminum
- Finish: Powder coated

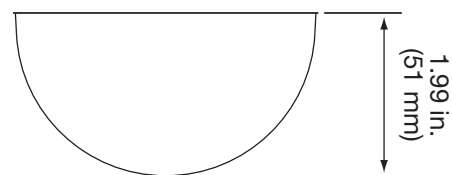
DR-EP Extendable Pendant Mount for UltraView Rugged Dome (pipe not included)



Specifications

- Construction: Aluminum
- Finish: Powder coated
- Use 3/4-in. NPT pipe (not included)

DR2-BUBBLE Replacement Bubble Dome and Trim Ring for UltraView Rugged Domes



Dome Cameras

North America
T 855-286-8889

Asia
T 852-2907-8108

Australia
T 61-3-9239-1200

Europe
T 32-2-725-11-20

Latin America
T 561-998-6100

High-res, vandal-resistant,
varifocal lens cameras

Ordering Information

NTSC

UVD-XP4DNR-VA2 UltraView™ XP4 Series True Day/Night Rugged Dome, 540 TVL, 690 HTVL-E, UTP, BNC, WDR, 2.8mm-10.0mm AI IR Corrected, 12VDC/24VAC, NTSC

UVD-XP4DNR-VA9 UltraView XP4 Series True Day/Night Rugged Dome, 540 TVL, 690 HTVL-E, UTP, BNC, WDR, 9.0mm-22.0mm AI IR Corrected, 12VDC/24VAC, NTSC

PAL

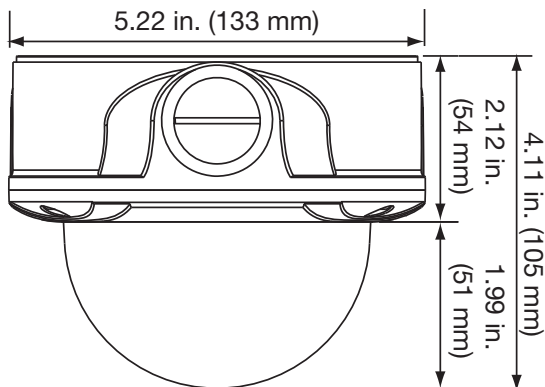
UVD-XP4DNR-VA2-P UltraView XP4 Series True Day/Night Rugged Dome, 540 TVL, 690 HTVL-E, UTP, BNC, WDR, 2.8mm-10.0mm AI IR Corrected, 12VDC/24VAC, PAL

UVD-XP4DNR-VA9-P UltraView XP4 Series True Day/Night Rugged Dome, 540 TVL, 690 HTVL-E, UTP, BNC, WDR, 9.0mm-22.0mm AI IR Corrected, 12VDC/24VAC, PAL

Dimensional Diagrams

UltraView™ XP4 Dome housings are rugged and weather-resistant (IP66).

UltraView XP4 Dome Housing



Specifications subject to change without notice.

© 2012 Interlogix. All rights reserved.

203-3493 2012/06 (69805)



interlogix.com