

Rugged Dome Cameras

High-res, vandal-resistant, varifocal lens cameras



OVERVIEW

UltraView™ Rugged Dome cameras offer a high-resolution solution that can meet commercial video surveillance challenges in a variety of demanding environments.

Designed for both indoor and outdoor applications, both cameras feature a removable IR-cut filter, varifocal lens and a weatherproof, vandal-resistant rugged enclosure. The extended cold-start operating temperature provides reliable performance down to -22°F (-30°C). Plus, a variety of UltraView dome mounts and accessories are available to meet specific installation needs.

Hi-Res Rugged Dome

The Hi-Res Rugged Dome camera offers 650TVL resolution and 0.08 lux low-light sensitivity, along with advanced features such as 2D noise reduction, privacy zones, motion detection, and a full OSD menu. An Adaptive Tone Reproduction (ATR) function improves contrast in bright/dark areas of the image using a single shutter exposure frame.

WDR Rugged Dome

The WDR Rugged Dome utilizes the latest CCD sensors and DSP technology to offer both 650TVL resolution and 0.01 lux low light sensitivity in one package. Based on dual shutter Wide Dynamic Range (WDR) technology, the camera acquires natural images with fewer blown-out highlights and hidden shadows, even under the most difficult lighting conditions. Its ATR-EX function utilizes a single shutter exposure frame with precise calculations while leveraging a powerful digital signal processor. This produces fewer blown-out highlights and muted shadows in any scene, resulting in accurate and reliable high-resolution images.

Plus, a Digital Image Stabilizer (DIS) function suppresses the image shaking that can occur when cameras are mounted outdoors in higher locations, or in areas subject to vibration.

STANDARD FEATURES

- 650TVL high resolution
- Removable IR-cut filter for Day/Night conditions
- Adaptive Tone Reduction (ATR) provides superior video quality under Wide Dynamic Range (WDR) conditions
- Highlight compensation (HLC) technology suppresses intense lighting situations, such as vehicle headlights
- 2D and 3D Digital Noise Reduction (DNR)
- Varifocal lens: 2.8 to 10 mm
- OSD menus for easy camera configuration
- 3-axis gimbal bracket
- IP66 rating for weather-resistant performance
- Vandal-resistant, rugged aluminum enclosure
- Extended cold-start operating temperature as low as -22°F (-30°C) with built-in heater
- Compatible with the DR series of UVD mounts

Application

UltraView™ Rugged Dome cameras are notable for their ability to work in just about any environment. Because the available camera options perform in extreme high- and low-light situations, it's easy to find a camera tailored to most security applications.

UltraView Rugged domes, with vandal-resistant and weather-resistant characteristics, are ideal for exterior installations including shipping ports and banking institutions, as well as parking lots. These compact domes are also well-suited for indoor applications including retail environments and healthcare facilities.

Specifications

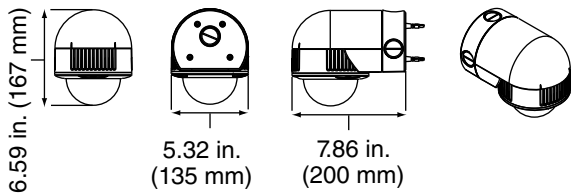
	UltraView Hi-Res Dome UVD-6120VE-2-N (-P)	UltraView WDR Dome UVD-6130VE-2-N (-P)
Pickup Device	1/3" EXview HAD II	1/3" Super HAD CCD II
Total Pixels (H x V)	NTSC:1028 x 508 / PAL:1028 x 596	
Effective Pixels	NTSC:976 x 494 / PAL:976 x 582	
Resolution	650 TVL	
Synchronization System	Internal	
Scanning Mode	2:1 interlace	
IR Cut	Yes	
S/N Ratio	52 dB (AGC Off)	
Electronic Shutter	PAL: 1/50 s to 1/10,000 s NTSC: 1/60 s to 1/10,000 s	PAL: 1/50 s to 1/50,000 s NTSC: 1/60 s to 1/50,000 s
Minimum Illumination	0.08 lux (F1.2, AGC x1)	0.01 lux (F1.2, AGC x1)
Video Output	1 Vp-p composite output (75 Ω/BNC)	
White Balance	ATW/PUSH/USER1/USER2/ANTI CR/MANUAL/PUSH LOCK	
Lens Type	2.8 to 10 mm	
Wide Dynamic Range	ATR	WDR + ATR-EX
Digital Noise Reduction	2DNR	2DNR + 3DNR
Highlight Compensation	HLC	
Motion Detection	Yes: 4 separate monitor areas	
Privacy Mask	Yes: 8 mask areas (4 when motion detection is ON)	
Power Supply	24 VAC/12 VDC	
Current	250 mA Max. 400mA (heater on)	300mA Max. 450mA (heater on)
Power Consumption	3W (Max. 9.6W heater on)	3.6W (Max. 10.8W heater on)
Operating Temperature (Cold Start)	-30 to +50°C (- 22 to 122°F)	
Operating Temperature	-50 to +50°C (- 58 to 122°F)	
Weight	1130 g (2.49 lb.)	

Typical Camera Locations

Loading docks	Y
ATM kiosks	Y
Retail stores	Y
Office lobbies	Y
Automotive dealership showrooms	Y
Hospital hallways/surgical suites	Y
Parking garages	Y
Harsh environments	Y

Accessories

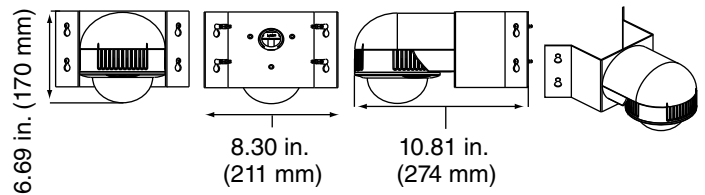
DR-RWM Wall Mount for UltraView™ Rugged Dome



Specifications

- Construction: Aluminum
- Finish: Powder coated

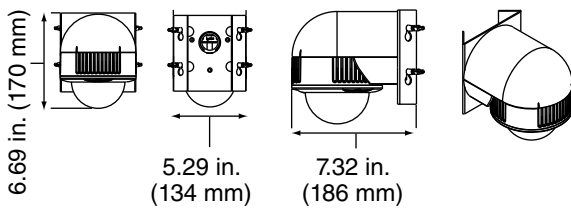
DR-OCM Outside Corner Mount for UltraView Rugged Dome



Specifications

- Construction: Aluminum
- Finish: Powder coated

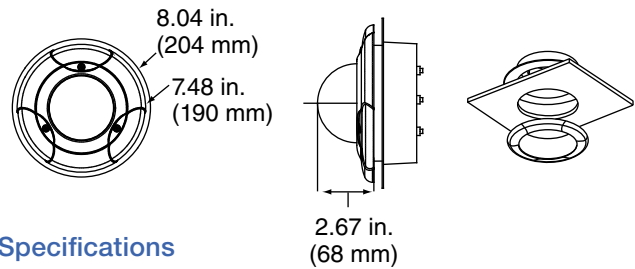
DR-ICM Inside Corner Mount for UltraView Rugged Dome



Specifications

- Construction: Aluminum
- Finish: Powder coated

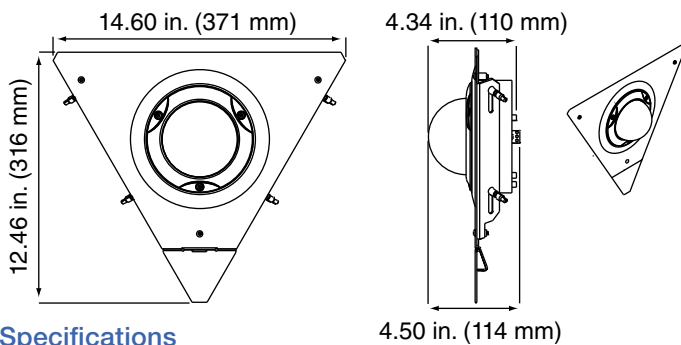
DR-FM Flush Mount for UltraView Rugged Dome



Specifications

- Construction: Aluminum
- Finish: Powder coated

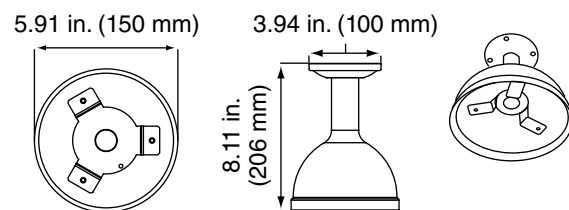
DR-RCM Corner Mount for UltraView Rugged Dome



Specifications

- Construction: Aluminum
- Finish: Powder coated

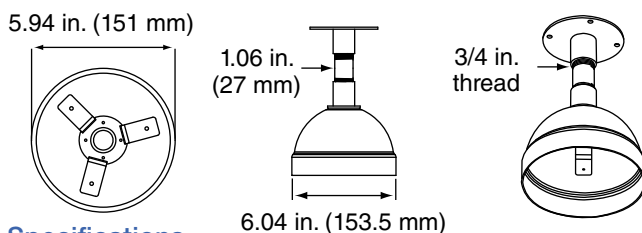
DR-PDM Pendant Mount for UltraView Rugged Dome



Specifications

- Construction: Aluminum
- Finish: Powder coated

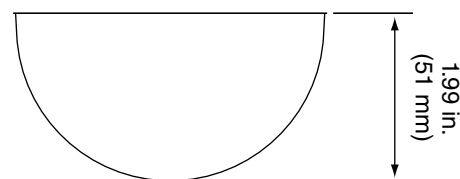
DR-EP Extendable Pendant Mount for UltraView Rugged Dome (pipe not included)



Specifications

- Construction: Aluminum
- Finish: Powder coated
- Use 3/4-in. NPT pipe (not included)

DR2-BUBBLE Replacement Bubble Dome and Trim Ring for UltraView Rugged Domes



Rugged Dome Cameras

North America
T 855-286-8889

Asia
T 852-2907-8108

Australia
T 61-3-9239-1200

Europe
T 32-2-725-11-20

Latin America
T 561-998-6114

High-res, vandal-resistant,
varifocal lens cameras

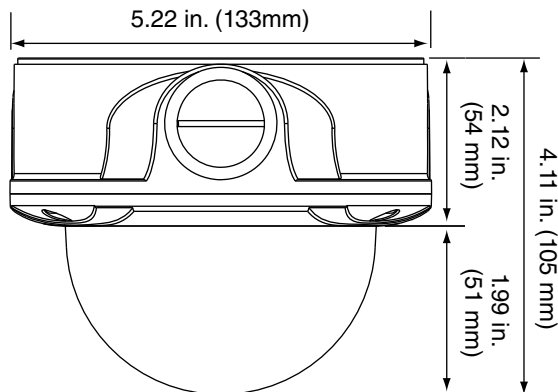
Ordering Information

UVD-6120VE-2-N	UltraView 650TVL Color Outdoor Dome, True D/N, Vandal, VF2.8~10MM, 24VAC/12VDC, Heater, NTSC
UVD-6120VE-2-P	UltraView 650TVL Color Outdoor Dome, True D/N, Vandal, VF2.8~10MM, 24VAC/12VDC, Heater, PAL
UVD-6130VE-2-N	UltraView 650TVL Color Outdoor Dome, WDR, True D/N, Vandal, VF2.8~10MM, 24VAC/12VDC, Heater, NTSC
UVD-6130VE-2-P	UltraView 650TVL Color Outdoor Dome, WDR, True D/N, Vandal, VF2.8~10MM, 24VAC/12VDC, Heater, PAL

Dimensional Diagrams

UltraView™ Dome housings are rugged and weather-resistant (IP66). An adapter plate that mounts the camera to a single-or double-gang electrical box is included.

UltraView Dome Housing



Specifications subject to change without notice.

© 2012 Interlogix.
All rights reserved.

2012/09 (71839)



interlogix.com