

rayLUX 100 FUSION

LOW VOLTAGE WHITE-LIGHT

RAYLUX Fusion is a range of high performance White-Light illuminators designed specifically for low voltage installations. The illuminators provide class leading performance, long life and ultra low maintenance. They incorporate Raytec's latest surface mount PLATINUM LED's to deliver excellent night-time pictures with improved optical output and outstanding reliability.

The RAYLUX Fusion series has integrated Command and Control™ circuitry. Installation is quick and easy, requiring only a 12/24V AC/DC input.

Each unit is fitted with Active LED Life Control to carefully control LED output, delivering consistent illumination power and a projected working life of 10 years.

RAYLUX Fusion illuminators are supplied complete with bracket. Control features on the RAYLUX Fusion include adjustable power output, photocell and photocell adjust. RAYLUX 100 Fusion is suitable for all low light installations up to 100 metres (328ft).



COMMAND AND CONTROL TECHNOLOGY™




Photo-cell adjust

Photocell

Power adjust

12/24V AC/DC input

POWERFUL

- Distances up to 100m (328ft)
- **PLATINUM®** LED technology
- High power - low running costs

FLEXIBLE

- 10, 30, 50 or 120 degree variations
- Integrated Fusion PSU with 12/24V AC/DC input
- Command and Control technology™

RELIABLE

- 10 year life
- Active LED life control
- Vandal Resistant

CONTROLLED

- Excellent colour rendition
- Even Output Illumination
- Low running costs

Version 3.1

APPLICATIONS



rayTEC®



PLATINUM ADVANCED SMT LED TECHNOLOGY

PLATINUM illuminators integrate cutting-edge SMT LED technology, light intensification miniature optics (LIMO) and an enhanced Cool Running™ thermal management system into a single ultra high performance LED. The result is World leading power, reliability and flexibility.



ACTIVE LED LIFE CONTROL

All Raytec illuminators employ cutting edge materials science techniques to improve thermal efficiency throughout the unit and ensure continuity of LED power. The New Advanced Cool Running™ system draws heat away from the LEDs, shielding the LED from abnormal stress, and allows Raytec LED products to deliver outstanding performance and consistency of illumination throughout the operational life of the illuminator.



COMMAND AND CONTROL™ TECHNOLOGY

Integrated into all Fusion Illuminators, Command and Control™ technology provides photocell, photocell level adjustment and power adjustment functionality on the actual illuminator. This eliminates the need for a specialist external power supply.



VANDAL RESISTANT

The polycarbonate lens design protects against severe blows from crowbars, baseball bats and can even withstand successive shots from air pistols and rifles (range dependant).



ENERGY SAVING

All Raytec illuminators use high efficiency LED's and advanced control methods to deliver extremely low electrical consumption. Raytec illuminators are energy saving and deliver huge savings in running costs compared to traditional bulb illuminators.



HIGH DEFINITION LIGHTING


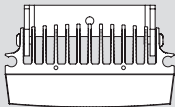
High Definition Lighting allows cameras to provide crystal clear, high signal images during the hours of darkness. The breakthrough in HD lighting is made possible with Raytec's high power LED technology delivering increased power on scene.

5 YEAR WARRANTY

All Raytec CCTV illuminators are provided with a 5 year warranty, unmatched anywhere in the CCTV lighting industry. Raytec illuminators provide guaranteed long life!



TECHNICAL SPECIFICATIONS



ILLUMINATOR & INTEGRATED PSU

- Max Distance:* up to 100m (328ft)
- Angle:* 10, 30, 50 or 120 degrees
- Optics:* SMT LED's
- Consumption:* 35W max
- Input:* 12/24V AC/DC
- Voltage:* 13.5V current controlled
- Weight:* 1.4kg (3.1lbs)
- Environmental:* IP66
- Temp Range:* -50 to +50°C (-58 to 122°F)
- Cable Length:* 2.5m
- Colour:* Silver
- Wavelength:* White-Light
- Dimensions:* 180 x 135 x 65mm
7" x 5.25" x 2.5" approx

BRACKETRY
U Bracket included.

INTEGRATED COMMAND AND CONTROL™ TECHNOLOGY

- Inbuilt Photocell for automatic on/off operation
- Inbuilt Photocell level adjust
- Inbuilt power adjust from 10-100%
- Telemetry connection for remote operation

PART CODES & DISTANCES

RL100-F-10	RAYLUX 100 Fusion, 10°	White-Light + Integrated PSU	100m (328ft)
RL100-F-30	RAYLUX 100 Fusion, 30°	White-Light + Integrated PSU	50m (164ft)
RL100-F-50	RAYLUX 100 Fusion, 50°	White-Light + Integrated PSU	35m (115ft)
RL100-F-120	RAYLUX 100 Fusion, 120°	White-Light + Integrated PSU	15m (49ft)



Europe / Middle East: Tel: +44 (0) 1670 520055
Americas (Toll Free): Tel: +1 888 505 8335

Email: sales@rayteccctv.com
Email: ussales@rayteccctv.com
Web: www.rayteccctv.com