



PP200 Mount

PARAPET MOUNT, LARGE PAN/TILT

Product Features

- Low Cost
- Aluminum Construction
- Supports up to 175 Pounds (78.75 kg)
- For Use with Pan/Tilt and Environmental Enclosure
- Built-in Pan/Tilt Mounting Arm; Requires Pan/Tilt Adapter
- Mounts to Inside of Parapet; Minimum Parapet Height 18 Inches (45.72 cm)

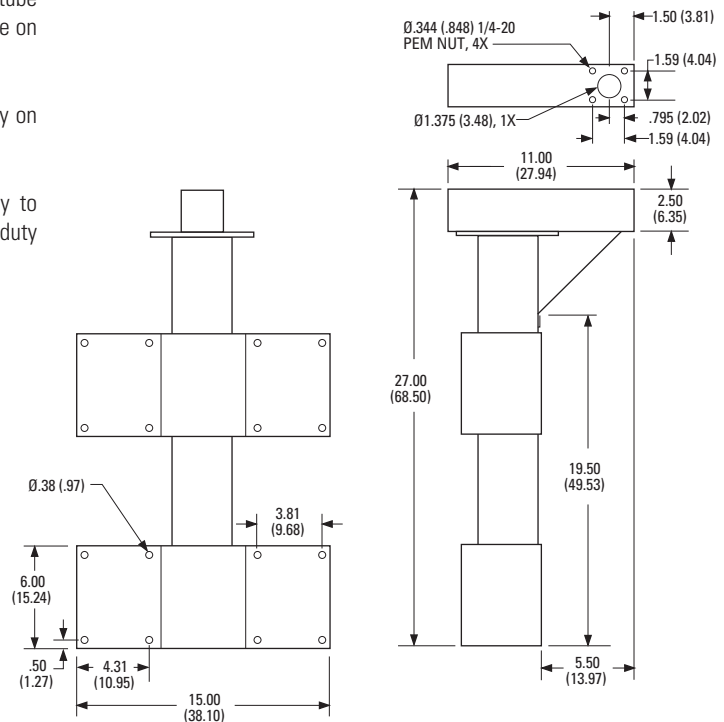


The **PP200** parapet mount is designed to mount a pan/tilt with environmental enclosure (such as our PT1250P and EH5723-1) to the inside of a parapet.

The **PP200** mounts on the inside of the parapet and can be rotated a full 360 degrees by simply loosening the U-bolts securing the tube assembly. Its unique design allows it to be positioned anywhere on the parapet, including corners.

The **PP200** enables you to install and service equipment safely on rooftops.

Because the pan/tilt mounting arm is built-in, you need only to purchase the appropriate pan/tilt adapter (PA2000 for medium-duty pan/tilts or PA2010 for heavy-duty pan/tilts).



NOTE: VALUES IN PARENTHESES ARE CENTIMETERS; ALL OTHERS ARE INCHES.



DataFAX
SPEC: 2247
MANUAL: 22476

C247 / REVISED 10-02



TECHNICAL SPECIFICATIONS

MODEL

PP200 Parapet mount for pan/tilt with environmental enclosure; minimum parapet height 18 inches (45.72 cm)

RELATED PRODUCTS

PA2000 Mount adapter for PT570P, PT570-24P, and PT680-24P medium-duty pan/tilts
 PA2010 Mount adapter for PT1250DC, PT1250P, PT1280P, PT1280SL and PT1260EX heavy-duty pan/tilts

MECHANICAL


Positioning Adjustment 360°

GENERAL

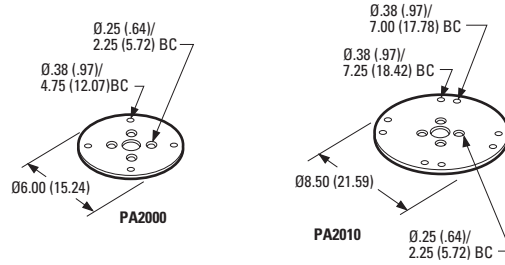
Construction Aluminum
 Finish Gray polyester powder coat
 Maximum Load 175 lb (78.75 kg)
 Mounting Method Secure to parapet with sixteen fasteners. (Suggested minimum 3/8-inch diameter, not supplied.)
 Unit Weight 11.73 lb (5.32 kg)
 Shipping Weight 15 lb (6.80 kg)



PA2000



PA2010



NOTE: VALUES IN PARENTHESES ARE CENTIMETERS; ALL OTHERS ARE INCHES.

PA2000 AND PA2010 DIMENSION DRAWINGS



Pelco Worldwide Headquarters:
 3500 Pelco Way, Clovis, California 93612-5699 USA
USA & Canada Tel: (800) 289-9100 • FAX (800) 289-9150 • DataFAX (800) 289-9108
International Tel: (559) 292-1981 • FAX (559) 348-1120 • DataFAX (559) 292-0435
www.pelco.com

Specifications subject to change without notice.
 ©Copyright 2002, Pelco. All rights reserved.