

# Sarix® IMP Series Environmental Mini Domes with IR STD DEF/MEGAPIXEL, H.264, DAY/NIGHT IP DOMES

## Product Features

- Up to 5 Megapixel (MPx) Resolution
- Up to 30 Images per Second (ips) at 1080p
- Autofocus Motorized Remote Zoom Lens
- Integrated Adaptive IR Illumination
- Accessible Edge Storage with Micro SD Card
- Motion Detection and Camera Sabotage Detection
- Operating Temperature from -40° to 50°C (-40° to 122°F)
- Power over Ethernet (PoE) and 24 VAC Power Input
- Compatible with Pelco and Third-Party Video Systems
- ONVIF Profile S Conformant
- 3-Year Warranty and Support



## Sarix Professional Range

Powerful, versatile, and affordable, the **Sarix® Professional (P)** range cameras pack the most popular features and functionality of Sarix technology into a wide range of indoor and environmental options, including IP box cameras, bullet cameras, and domes. Mix and match the performance options and form factor you need for almost any lighting condition, environment, and application.

### Camera

Within the **Sarix Professional** range, the **Sarix IMP Series** mini dome cameras feature a remote zoom lens for wide angle or long range surveillance needs. Autofocus capability ensures the camera can be automatically refocused when needed. Additionally, the **Sarix IMP Series** features advanced color science, a mechanical IR cut filter, and advanced integrated adaptive IR illumination for increased sensitivity in low-light installations.

### Video

**Sarix Professional** range cameras support up to two simultaneous video streams and a third service stream. The two streams can be compressed with efficient H.264 high or main profiles or MJPEG formats. The streams can be configured to a variety of frame rates and variable bit rates to optimize image quality with bandwidth and storage efficiency.

## Edge Storage

**Sarix Professional** range cameras feature onboard edge storage with a micro SD card. Video clips of varying lengths can be stored to the card upon alarm, or video can be written continuously to the SD card in the case of network outage. Video can be retrieved from the card through the FTP protocol.

**Sarix Professional** range cameras feature simple motion detection algorithms allowing the camera to record or send an alarm when there is motion in selected zones or in an entire scene. A camera sabotage alarm is triggered if the lens is obstructed or when the camera is repositioned.

## Open and Integrated

**Sarix Professional** range cameras seamlessly connect to Pelco video management systems such as Endura® version 2.0 (or later) and Digital Sentry® version 7.3 (or later). **Sarix Professional** range cameras integrate with major third-party video management systems through the Pelco API and other third-party software and systems through the open ONVIF Profile S standard.

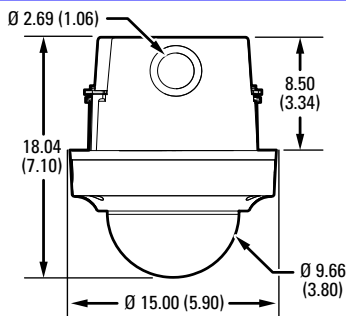
## Standard Web Interface

Pelco cameras use a standard Web browser interface for easy remote setup and administration. Controls are optimized for convenient one-step camera configuration for features including color, exposure, flicker control, and streaming.

# TECHNICAL SPECIFICATIONS

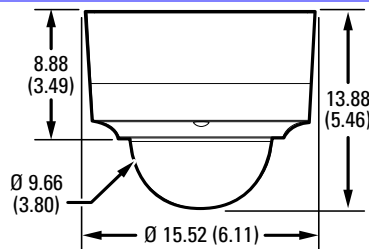
## BACK BOX FEATURES

 VALUES IN PARENTHESES ARE INCHES; ALL OTHERS ARE CENTIMETERS.



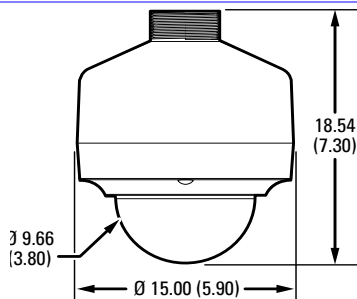
### Environmental IR, In-Ceiling

- Clearance Above Ceiling 4 in.
- Maximum Ceiling Thickness 1.5 in.
- 3/4-Inch NPT or 25 mm Conduit Attachments On Side and Top of Back Box
- IP66 Ingress Protection
- IK10 (20J) Impact Resistance
- Plenum Rated Back Box



### Environmental IR, Surface Mount

- Attaches to Standard 4-Inch Square Outlet Box and Standard 2-Gang Electrical Box
- 3/4-Inch NPT or 25 mm Conduit Attachments On Side and Top of Back Box
- IP66 Ingress Protection
- IK10 (20J) Impact Resistance



### Environmental IR, Pendant

- 1.5-Inch NPT Thread for Use with Pelco Wall Mounts
- IP66 Ingress Protection
- IK10 (20J) Impact Resistance

# TECHNICAL SPECIFICATIONS

## CAMERA

Imaging Device

MPx	Sensor	Maximum Resolution
5 MPx	1/3.2-inch	2592 x 1944 (5.0 MPx)
3 MPx	1/3.2-inch	2048 x 1536 (3.1 MPx)
2 MPx	1/3.2-inch	1920 x 1080 (2.1 MPx)
1 MPx	1/4-inch	1280 x 720 (0.9 MPx)
SD	1/4-inch	800 x 600 (0.5 MPx)

Imager Type

CMOS

Imager Readout

Progressive scan

Electronic Shutter Range

1/5 ~ 1/10,000 sec

Dynamic Range

65 dB

White Balance Range

2,500° to 8,000°K

Digital Noise Reduction

Yes (ON/OFF selectable)

Minimum Illumination

MPx	Sensitivity	Color		Mono - with IR Illumination	
		33 ms	200 ms	33 ms	200 ms
5 MPx	f/1.2	0.30 lux	0.02 lux	0.00 lux	0.00 lux
3 MPx	f/1.2	0.30 lux	0.02 lux	0.00 lux	0.00 lux
2 MPx	f/1.2	0.30 lux	0.02 lux	0.00 lux	0.00 lux
1 MPx	f/1.4	0.30 lux	0.02 lux	0.00 lux	0.00 lux
SD	f/1.4	0.30 lux	0.02 lux	0.00 lux	0.00 lux

Mechanical IR Cut Filter

Yes (AUTO/MANUAL selectable), with different set points on lux

IR Illumination

Adaptive IR up to 15 m; auto ON in night mode, or OFF

Lens

2.8 to 10 mm or 3 to 9 mm remote zoom with DC iris

Focus

Autofocus

## LENS

Lens Type

Built-in; varifocal

Focal Length

f/1.2, 3 ~ 9 mm

Focus

Autofocus, motorized

Zoom

Remote

Auto Iris Type

DC drive P-iris lens

Maximum Field of View

MPx	Focal Length	Mode (Aspect Ratio)	Angle of View		
			Diagonal	Horizontal	Vertical
5	Wide	4:3	112°	88°	64°
	Tele	4:3	37°	30°	22°
3	Wide	4:3	111°	87°	64°
	Tele	4:3	37°	30°	22°
2	Wide	4:3	85°	67°	49°
	Tele	4:3	29°	23°	17°
	Wide	16:9	94°	81°	44°
	Tele	16:9	32°	28°	16°
1	Wide	4:3	74°	58°	41°
	Tele	4:3	23°	19°	14°
	Wide	16:9	84°	71°	37°
	Tele	16:9	26°	22°	13°
SD	Wide	4:3	74°	58°	41°
	Tele	4:3	23°	19°	14°

\*Field of view may vary with changes in resolution settings

# TECHNICAL SPECIFICATIONS

## VIDEO

Video Streams

Up to 2 simultaneous streams, plus service stream; the secondary stream is variable based on the setup of the primary stream

Video Overlay

Camera name, time, date

Available Resolutions

MPx	Width	Height	Aspect Ratio
5.0	2592	1944	4:3
3.1	2048	1536	4:3
2.1	1920	1080	16:9
1.9	1600	1200	4:3
1.2	1280	960	4:3
0.9	1280	720	16:9
0.6	1024	576	16:9
0.5	960	540	16:9
0.5	800	600	4:3
0.3	640	480	4:3
0.1	320	240	4:3
0.1	320	180	16:9

Frame Rates

MPx	Images Per Second (ips)
5 MPx	12 (full), 10, 5, 1
3 MPx	20 (full), 16.67, 15, 12.5, 10, 5, 1
2 MPx	30 (full), 25, 20, 16.67, 15, 12.5, 10, 5, 1
1 MPx	30 (full), 25, 20, 16.67, 15, 12.5, 10, 5, 1
SD	30 (full), 25, 20, 16.67, 15, 12.5, 10, 5, 1

**Note:** Available frame rates are selectable for each independent stream depending on the coding, resolution, and stream configuration.

Video Encoding

H.264 high or main profiles; and MJPEG

Bit Rate Control

Constant bit rate (CBR), constrained variable bit rate (CVBR) with target range

Service Stream

320 x 240 (0.1 MPx) or 320 x 180; 2 ips, MJPEG

Window Blanking

4 configurable windows

## AUDIO

Streaming

Dual-channel

Input

Line in/terminal block

Encoding

G.711 A-law/G.711 U-law

# TECHNICAL SPECIFICATIONS

## ELECTRICAL

Network Port	RJ-45 connector for 100Base-TX
Power Input	PoE (IEEE 802.3af), Class 3 24 VAC nominal, 18 to 32 VAC range
Power Consumption	<10.50 W
Local Storage	Up to 32 GB on Micro SDHC or SDXC card
Alarm	
Input	1
Output	1; PhotoMOS™ relay (30 V, 1 A)
Triggers	Unsupervised mode that detects switch closures (N.O. and N.C.)

## ENVIRONMENTAL

Operating Temperature	−40° to 50°C (−40° to 122°F)*
Storage Temperature	−40° to 60°C (−40° to 140°F)
Operating Humidity	15% to 85%, RH condensing
Storage Humidity	20% to 80% RH noncondensing

\*Thermostatically controlled heating provides ramped heating control between the initial heater on at 15°C (59°F) and full heating mode at −40°C (−40°F).

## GENERAL

Construction	Die-cast aluminum; polycarbonate bubble
Ingress Protection	IP66 per IEC 60529
Vandal Resistance	IK10 (20J impact) per IEC 62262
Finish	Light gray, RAL 7047; satin texture
Pan/Tilt Adjustment	Manual
Pan	355°
Tilt	75°
Rotate	360°
Weight	0.86 kg (1.90 lb)
Shipping Weight	1.07 kg (2.36 lb)

## NETWORK

Supported Protocols	TCP/IP, UDP/IP (unicast, multicast IGMP), ICMP, IPv4, SNMP v2c/v3, HTTP, HTTPS, SSL, SSH, SMTP, FTP, RTSP, UPnP, DNS, NTP, RTP, RTCP, LDAP (client), QoS
Users	
Unicast	1 administrator, up to 4 viewers
Multicast	Unlimited users H.264
Security Access	Multiple user access levels with password protection

## INTEGRATION

Video Management	Digital Sentry 7.3 (or later); Endura 2.0 (or later); Third-party VMS through Pelco API 1.0 and ONVIF Profile S
Mobile Application	Integrated to Pelco Mobile App
Video Motion Detection	Simple motion detection and camera sabotage
Local Storage	Capture 5- or 10-second video clips on camera sabotage, motion detection, or alarm input; record video continuously in the case of network outage with option to overwrite; access video through FTP protocol
Camera Discovery and Firmware	Cameras discovered and firmware upgrade through Pelco Device Utility 2 version 2.2; cameras discovered and firmware upgrade through Endura Utilities
Web Browser Support	Microsoft® Internet Explorer® 8.0 and later

# TECHNICAL SPECIFICATIONS

## MODELS

Type	Resolution	Lens	Model Number with Mount
In-Ceiling	5 MPx	3 to 9 mm	IMP519-1ERI
	3 MPx	3 to 9 mm	IMP319-1ERI
	2 MPx	3 to 9 mm	IMP219-1ERI
	1 MPx	2.8 to 10 mm	IMP1110-1ERI
	SD	2.8 to 10 mm	IMPS110-1ERI
Surface Mount	5 MPx	3 to 9 mm	IMP519-1ERS
	3 MPx	3 to 9 mm	IMP319-1ERS
	2 MPx	3 to 9 mm	IMP219-1ERS
	1 MPx	2.8 to 10 mm	IMP1110-1ERS
	SD	2.8 to 10 mm	IMPS110-1ERS
Pendant	5 MPx	3 to 9 mm	IMP519-1ERP
	3 MPx	3 to 9 mm	IMP319-1ERP
	2 MPx	3 to 9 mm	IMP219-1ERP
	1 MPx	2.8 to 10 mm	IMP1110-1ERP
	SD	2.8 to 10 mm	IMPS110-1ERP

## CERTIFICATIONS\*

- CE - EN 55022 (Class A), EN 50130-4, EN 60950-1
- FCC (Class A) - 47 CFR Part 15
- UL and cUL Listed - UL 60950-1, CAN/CSA-C22.2 No. 60950-1-07
- ICES-003
- KCC
- NOM

\*At the time of this publication, certifications are pending. Please consult the factory, our Web site ([www.pelco.com](http://www.pelco.com)), or the most recent B.O.S.S.® update for the current status of certifications.

## RECOMMENDED MOUNTS

WMVE-SR Wall mount, light gray; for use with the environmental pendant mount option

## OPTIONAL ACCESSORIES

IPCT01 Pelco IP camera tester†

† Contact Pelco Product Support for more information about the use of the Pelco IP camera tester with cameras.

### Pelco by Schneider Electric

3500 Pelco Way, Clovis, California 93612-5699 United States

**USA & Canada** Tel (800) 289-9100 Fax (800) 289-9150

**International** Tel +1 (559) 292-1981 Fax +1 (559) 348-1120

[www.pelco.com](http://www.pelco.com) [www.pelco.com/community](http://www.pelco.com/community)

Pelco, the Pelco logo, and other trademarks associated with Pelco products referred to in this publication are trademarks of Pelco, Inc. or its affiliates. ONVIF and the ONVIF logo are trademarks of ONVIF Inc. All other product names and services are the property of their respective companies.

Product specifications and availability are subject to change without notice.

©Copyright 2013, Pelco, Inc. All rights reserved.