

Preliminary



All-in-one 24-hour surveillance camera featuring 36x zoom and Super Dynamic 6 technology

Key Features

- **Super Dynamic 6** technology delivers 160x (PAL) wider dynamic range compared to conventional cameras.
- High resolution: 650 TV lines
- High sensitivity with Day/Night function: 0.5 lx (Color) at F1.4 (Wide), 0.04 lx (B/W) at F1.4 (Wide). IR cut filter switches on/off to enhance the sensitivity in B/W mode.
- Adaptive Digital Noise Reduction: Integration of 2D-DNR and 3D-DNR ensures noise reduction in various conditions.
- Electronic sensitivity enhancement: Auto (Up to 32x) / Manual (Up to 512x)
- Electronic shutter from 1/120 (PAL) to 1/10,000 s
- 36x zoom lens: 3.3 ~ 119 mm (approx. 720x with digital zoom)
- Pan/Tilt speed of max. 400°/s at preset mode and 0.065°/s super fine control at manual mode
- 5 degrees upper view for various applications
- 256 preset positions that can be activated from the system controller with a switcher or recorder (specific models).
- Auto tracking: The camera follows the largest movement in the image automatically. The camera will pan and tilt to keep the subject in the center of the image.
- VMD (Video Motion Detector) with Mask 8 x 6 areas
- Scene Change Detection alarms when lens is covered, spray painted, removed or defocused.
- 4 alarm inputs and 2 outputs terminals
- Alarm actions include Terminal output, Camera positioning, Auto pan, Patrol, SEQ, Sort, Auto track, B/W and command output.
- Auto Image Stabilizer for applications where vibration or wind is a concern.
- Internal synchronization






- Over the coaxial cable or RS485 data (Panasonic, Pelco P/D Protocol) communication
- 16 alphanumeric camera title display
- Multi language: English, French, Italian, Spanish, German, Russian, Chinese, Japanese

Standard Accessories

- | | | |
|-----------------|-------|-------------------------------------------|
| • CD-ROM* | 1 pc. | The following items are for installation. |
| | | • Decorative Cover |
| | | • Dust Protection Sheet |
| | | 1 pc. |

*The CD-ROM contains the operating instructions (PDF).

Optional Accessory

| Ceiling Mount Bracket WV-Q105 | Embedded Ceiling Mount Bracket WV-Q126 | Pendant Mount Bracket WV-Q117 | Wall Mount Bracket WV-Q118 | Smoke Dome Cover WV-CS4S |
|-------------------------------------------------------------------------------------|--------------------------------------------------------------------------------------|---------------------------------------------------------------------------------------|---------------------------------------------------------------------------------------|---------------------------------------------------------------------------------------|
|  |  |  |  |  |

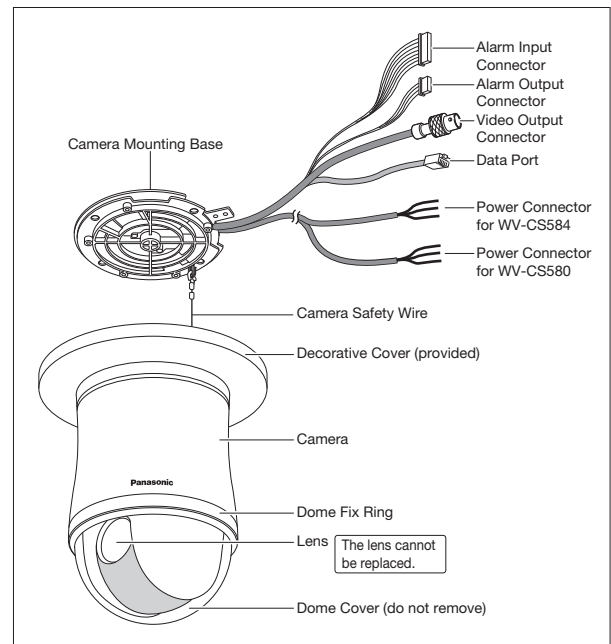
Specifications

| TV System | PAL |
|------------------------------------|-------------------------------------------------------------------------------------------------------------------------------------------------------------------------------|
| Camera | 1/4 type interline transfer CCD |
| Effective Pixels | 976 (H) x 582 (V) |
| Scanning Mode | 2:1 interlace |
| Scanning Area | 3.66 (H) x 2.73 (V) mm |
| Scanning Frequency | Horizontal: 15.625 kHz Vertical: 50 Hz |
| Horizontal Resolution | 650 TV lines |
| Minimum Illumination | Color : 0.5 lx, B/W: 0.04 lx |
| Signal-to-Noise Ratio | 52 dB minimum (AGC: OFF) |
| White Balance | AWC (2,000 ~ 10,000 K), ATW1 (2,700 ~ 8,000 K), ATW2 (2,400 ~ 8,000 K) |
| Light Control | ALC (Adjustable OPEN/CLOSE output target level) / MANUAL |
| AGC | ON (LOW, MID, HIGH) / OFF |
| Super Dynamic 6 | ON / OFF |
| Dynamic Range | 54 dB typical (Super Dynamic 6 : ON) |
| Electronic Shutter | OFF (1/50), AUTO, 1/120, 1/250, 1/500, 1/1,000, 1/2,000, 1/4,000, 1/10,000 |
| Electronic Sensitivity UP | 32x max. AUTO, 512x max. FIX |
| Digital Noise Reduction | High or Low |
| Black and White Mode | Auto / ON / OFF |
| Scene File | 10 patterns (Shutter, AGC, Sens UP, White balance, VMD) |
| Scene Select Setting | INDOOR (L) / INDOOR (H) / OUTDOOR (L) / OUTDOOR (H) |
| Video Motion Detection | OFF / MOTION DET / SCENE CHANGE |
| Privacy Zone | ON / OFF (8 zone settings) |
| Auto Image Stabilizer | ON / OFF |
| Camera Title | 16 alphanumeric characters |
| Auto Focus | MANUAL / AUTO (PAN,TILT,ZOOM linked) |
| Synchronization | Internal (INT) |
| Lens | |
| Focal Length | 3.3 mm ~ 119 mm |
| Zoom Ration | 36x (Approx. 720x with digital zoom) |
| Zoom Speed | approx. 6.0 seconds (Tele - Wide) in manual mode |
| Zoom Limit | 1x ~ 720x (Over 36x is digital zoom) |
| Angular Field of View | H: 1.7° (Tele) ~ 60.2° (Wide), V: 1.3° (Tele) ~ 46.0° (Wide) |
| Maximum Aperture Ratio | 1:1.4 (Wide) ~ 4.2 (Tele) |
| Focusing Range | 1.5 m (4.9 ft.) ~ ∞ |
| Aperture Range | F1.4 ~ 22, Close |
| Pan and Tilt | |
| Panning Range | 360° endless |
| Panning Speed *1 | Manual: approx. 0.065°/s ~ 120°/s, 8 steps, 16 steps, 64 steps, Preset: approx. 400°/s |
| Tilting Range | -5° ~ 185° (horizontal - vertical - horizontal) (According to the TILT ANGLE) |
| Tilting Speed *1 | Manual: approx. 0.065°/s ~ 120°/s, 8 steps, 16 steps, 64 steps, Preset: approx. 400°/s |
| Proportional Pan/Tilt Control | ON / OFF |
| Number of Preset Positions | 256 |
| Auto Mode | OFF, SEQ, SORT, AUTO PAN, PATROL, AUTO TRACK |
| Auto Track | Standard Auto Track |
| Patrol | STOP / PLAY / LEARN |
| Image Hold | ON / OFF |
| Digital Flip | ON / OFF |
| Area Title | 8 area titles, 16 characters/area |
| Preset Alarm | ON / OFF |
| Alarm | |
| Alarm Source | Terminal input, VMD, Command alarm |
| Alarm Actions | Preset position 1 ~ 4, PATROL 1 ~ 4, AUTO TRACK 1 ~ 4, SEQ, SORT, AUTO PAN, B/W |
| Input / Output | |
| Video Output | 1.0 V [p-p] / PAL composite 75 Ω / BNC Connector |
| Controller Interface | Coaxial Multiplex System, RS485 |
| External I/O Terminals | 4 inputs (ALARM IN 1 ~ ALARM IN 4), 2 outputs (ALARM / AUX1, BW / AUX2) |
| General | |
| Setup Method | OSD setup menu |
| Password Lock | All menus |
| Language | English, Russian (For setup menu and camera title), German, French, Italian, Spanish (For setup menu), Chinese, Japanese (Only for camera title. Setup menu will be English.) |
| Power Source and Power Consumption | WV-CS580: 220 ~ 240 V AC, 50 Hz, 4.6 W WV-CS584: 24 V AC, 50 Hz, 4.3 W |
| Ambient Operating Temperature | -10 °C ~ +50 °C (14 °F ~ 122 °F) *2 |
| Ambient Operating Humidity | 90 % or less (without condensation) |
| Dimensions | ø135 x 202 mm (H) (ø5-3/8" x 8") |
| Mass (approx.) | 1.7 kg (including Decorative Cover) |

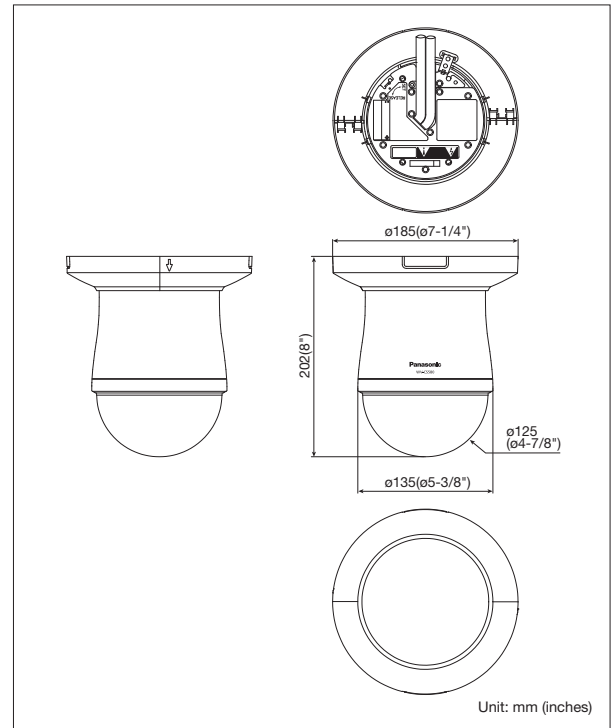
*1 Actual speed depends on type of controller being used.

*2 When power is on continuously (however, the camera's interior temperature is -10 °C or higher)

Part Names and Functions



Appearance



Trademarks and registered trademarks

– Microsoft, and Windows are registered trademarks of Microsoft Corporation in the U.S. and other countries.

– "Super Dynamic", "SDII", "SDIII", "SD5", "SD5Link", "SD6", "I-PRO" and "I-PRO SmartHD" logos are trademarks or registered trademarks of Panasonic Corporation.

Important

– Safety Precaution: carefully read the operating instructions and installation manual before using this product.

– Panasonic can not be responsible for network performance and/or other manufacturer products that reside on the network.

- All TV pictures are simulated.
- Masses and dimensions are approximate.
- Specifications are subject to change without notice.
- These products may be subject to export control regulations.

DISTRIBUTED BY:

Panasonic[®]

<http://panasonic.net/security/>

Printed in Japan (2A-075AA)