



- Two PAC readers per door channel built-in
- Embedded Global Anti-Passback
- Wiegand readers connect directly
- Five year guarantee against electronic failure

PAC 2244, 2224, 2222, 2204 Controllers



Photo shows a PAC 2200 in metal case with KeyPAC front panel

There are four controllers in the PAC 2200 series. Below is a brief description of what these are:

| What the numbers mean | Series | Doors | AEMs |
|-----------------------|--------|-------|------|
| 2244 Door controller | 22 | 4 | 4 |
| 2224 Door controller | 22 | 2 | 4 |
| 2222 Door controller | 22 | 2 | 2 |
| 2204 Alarm controller | 22 | 0 | 4 |

The above table shows the number of doors and Alarm Event Managers that can be attached to each controller.

What is the PAC 2200 series of controllers?

The PAC 2200 series is a direct replacement for the PAC 2100, PAC 1100 and PAC 1300 series of door controllers. Although the door controllers can operate in standalone mode, they are designed to be part of a larger system administered by PAC for Windows. To gain access to many of the new features the controller has to be administered by PAC for Windows. The PAC 2200 series is much more efficient than its predecessor, having much improved speed of operation across a wide range of functions.

Two readers per channel

The new PAC 2200 series of door controllers can have two PAC readers per channel (lock output). The controller can sense the direction the person is travelling by reporting which reader was activated.

Wiegand readers - direct connection

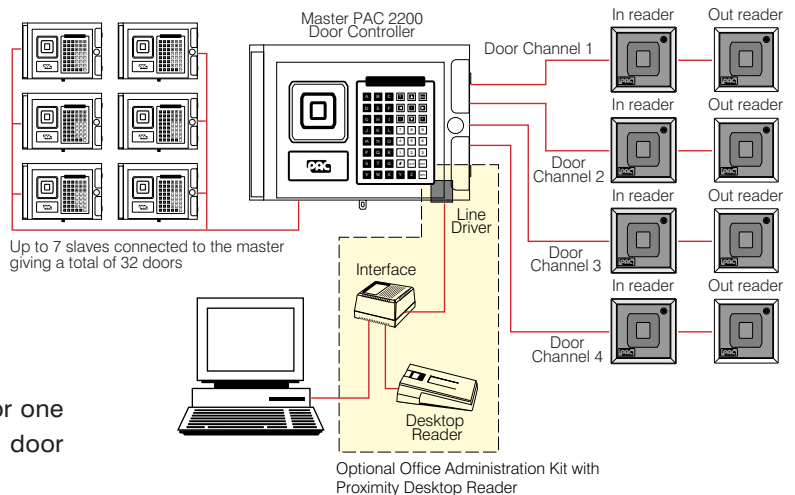
The new PAC 2200 series of door controllers allow for one wiegand reader to be plugged straight into each door channel on the controller.

Global Anti-Passback

Global Anti-Passback is available on PAC 2200 cluster sites administered by PAC for Windows V6.0. It is not available on standalone systems and will not work within a CNC's six wire bus. PAC offers a true version of anti-passback which is embedded in the door controller and does not require a PC to be active.

Front Programming Panel

Front programming panels are used to set up a 2200 controller when it is being installed. A panel is also needed if you intend to administer keys at the 2200 as a standalone unit. (At least one front programming panel is required per system). Programming panels for the 2200 have to be ordered separately. You have a choice of front programming panels depending on the reader technology you are using with the controllers.



PAC 2204 Alarm Controller

The PAC 2204 Alarm Controller can be used with a network of 2200 door controllers. It allows for more alarm inputs on a system without the additional cost buying a full door controller. It is housed in a metal case (10275) with two Alarm Event Managers (AEMs) pre-wired to the controller and it can support two additional AEMs.



Alarm Controller showing two AEMs mounted inside the cover

Alarm Relays

The PAC 2200 Series of door controllers have eight on-board relays, of which four are programmable. These can be linked to time profiles or system events to control lighting, operate video cameras or sound an alarm.

| Controllers | Part Numbers |
|--|--------------|
| PAC 2244 Door controller (Case not included) | 21284 |
| PAC 2224 Door Controller (Case not included) | 21288 |
| PAC 2222 Door Controller (Case not included) | 21287 |
| PAC 2204 Alarm Controller | 21283 |
| 2200 reader converter module | 21519 |

Front Programming Panels

| | |
|---------------------|-------|
| KeyPAC Proximity | 21397 |
| PAC Proximity | 21157 |
| PAC Magnetic Stripe | 20500 |

Metal Cases

| | |
|----------------------------|-------|
| Metal case with cut-out | 10260 |
| Metal Case with no cut-out | 10275 |


Further Information

PAC Technical manuals giving further information are available.

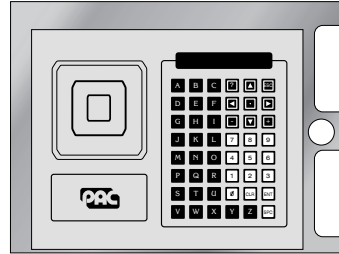
| | Part Numbers |
|--|--------------|
| PAC 2200 Series Installation Manual | 17263 |
| PAC 2200 User Guide | 17267 |

This information plus other information on PAC products is available from PAC's web site at: <http://www.pac.co.uk>

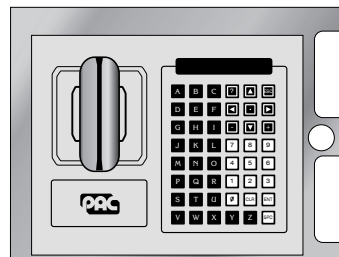
Front Panels



KeyPAC Front Panel
Part no: 21397

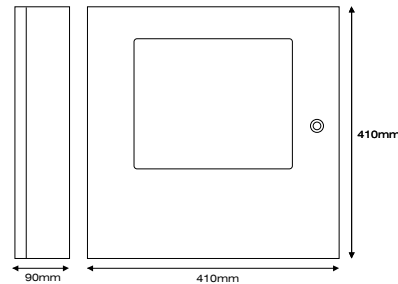


PAC Front Panel
Part no: 21157

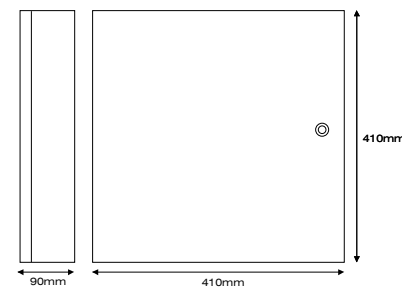


Magnetic Stripe Front Panel
Part no: 20500

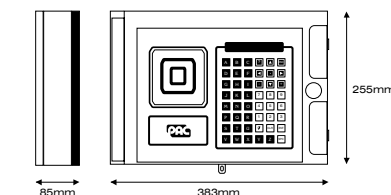
Dimensions



Metal case with cut-out
Part no: 10260



Metal case without cut-out
Part no: 10275



Door Controller without front panel
Part nos: 21284, 21288, 21287