



XProtect clients

Access your surveillance



Three ways to view video surveillance

For easy access to video surveillance, Milestone offers three flexible user interfaces: XProtect Smart Client, XProtect Web Client and Milestone Mobile. Available for free in 27 languages, XProtect clients give users the ability to work in their native language and

choose the viewing interface that best suits their needs. The functionality of XProtect clients is dependent on the Milestone software, ensuring users get access to the features their system requires.

For more information visit www.milestonesys.com

XProtect Smart Client

Ultimate control



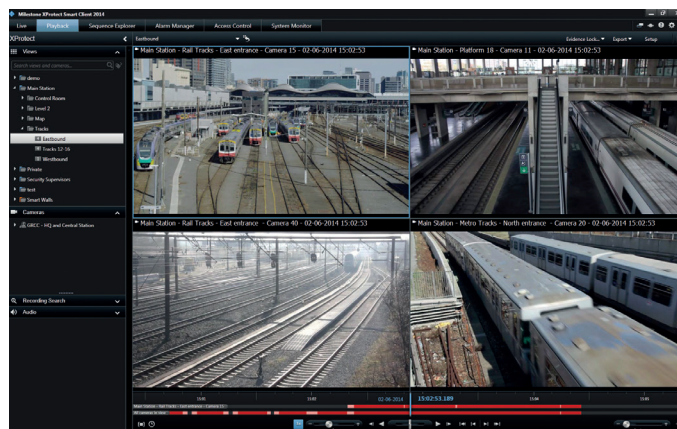
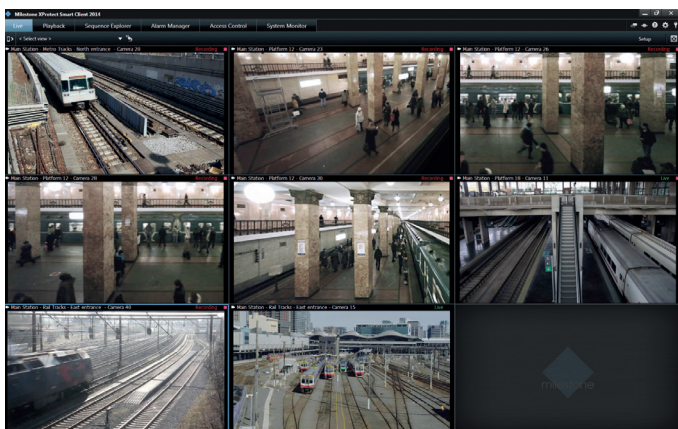
XProtect Smart Client is an easy-to-use surveillance application designed for daily use. Its streamlined interface provides intuitive functionality to manage any XProtect VMS, Milestone Husky M30 or Milestone Husky M50 installation, regardless of size. XProtect Smart Client provides an efficient working environment that can be optimized for different tasks and operator requirements.

Quickly identify incidents

The multitude of camera view layouts provides operators with the optimal collection of cameras for each location in order to easily track live events.

Simple navigation

User-friendly time navigation with playback controls and integrated function for video export makes it easy to navigate and review recorded video in full time synchronization.



What's new 2014

Quickly locate cameras

A camera search function promptly finds cameras and camera views in the system with the ability to create temporary views as a complement to the predefined hierarchical view structure.

Control integrated systems

Supports XProtect Access Control Module, an add-on product that allows operators to monitor and control integrated access control systems from XProtect Smart Client.

Assist the operator in assessing a situation

Building on the metadata support in XProtect Advanced VMS Products and camera resided video analytics, XProtect Smart Client 2014 can display bounding boxes around identified objects in live view playback and in exported video.

Find evidence quickly

Quickly and accurately identify sequences with motion in specific operator-defined areas of a camera view.

Secure video recordings

Evidence Lock secures the availability of recordings for investigations, which allows users to manually extend the retention time for video recordings by overriding normal video retention policies.

Logical presentation of evidence

Storyboarding is a vital tool that turns video into evidence by documenting a sequence of events for use in court, internal revision or for other parties granted permission to the video evidence. The ability to piece together video sequences from multiple cameras into a cohesive flow allows for easy object tracking for logical, objective and straightforward revision.

XProtect Smart Client

Four processes in your video surveillance workflow

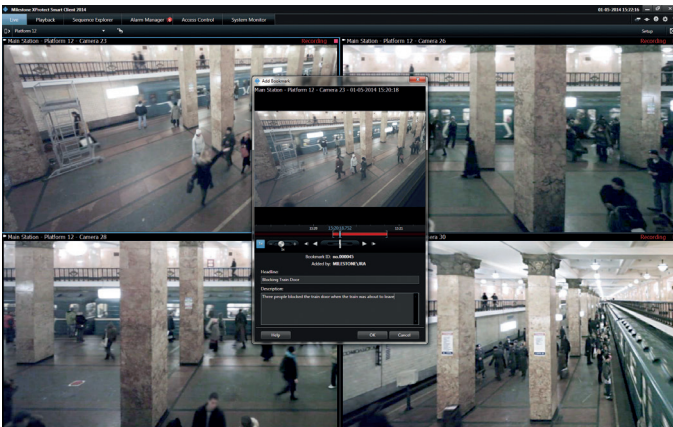


1

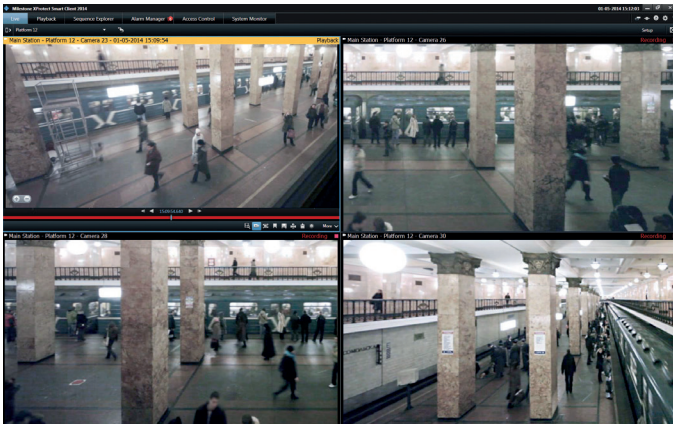
Monitor video

XProtect Smart Client allows users to efficiently investigate incidents while maintaining a visual on live events using the **bookmarking tool**. Operators can flag video sequences of interest and add descriptive notes and the bookmarked sequences can be shared with other operators, improving incident response time.

Bookmarking tool



Independent playback



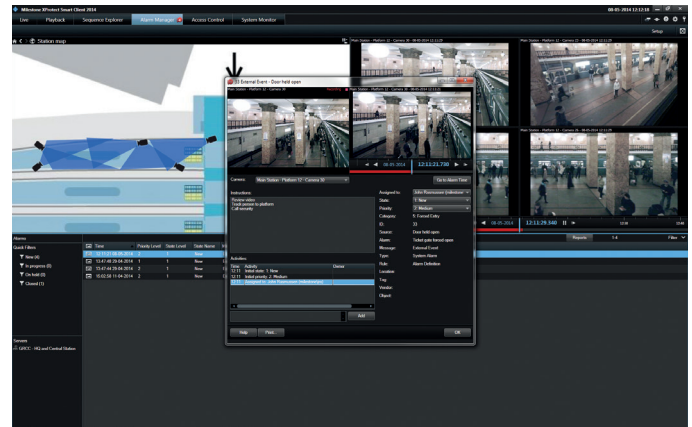
Control integrated devices and connected systems with overlay buttons in the camera view, streamlining workflows and improving operator efficiency. Using **independent playback**, you can instantly investigate events from one camera while viewing live video from other cameras.

2

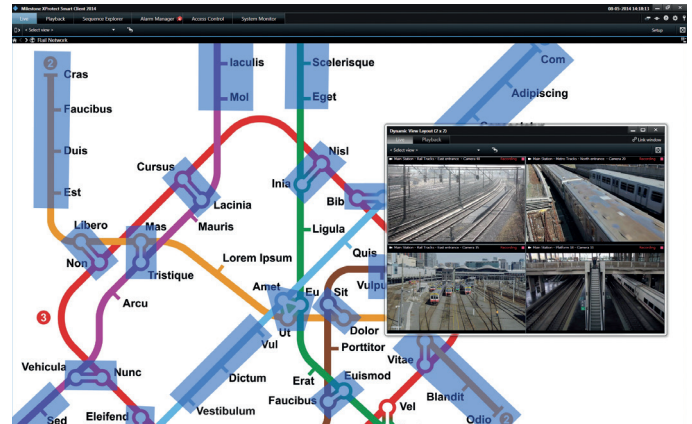
Respond to alarms

The **Alarm Manager** gives a clear overview of active alarms and their severity. Alarms are assigned different severity levels and the alarm list can list alarms in different orders including most recent alarms or most critical alarms first. Alarms can be configured so that when they are selected, an interactive map automatically displays corresponding alarm and camera locations, providing instant visual verification of incidents.

Alarm Manager



Interactive map



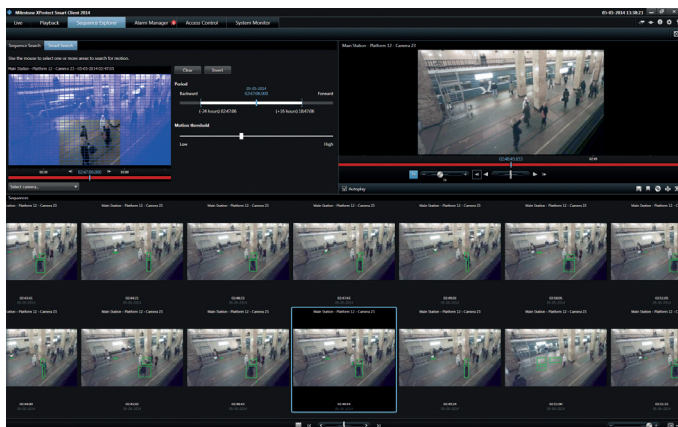
To ensure immediate incident detection, system alarms can notify users of certain events, or if the equipment is malfunctioning. Alarms from all connected security devices and systems are shown in the **interactive map** where alarms from sub-maps are propagated to the primary map.

3

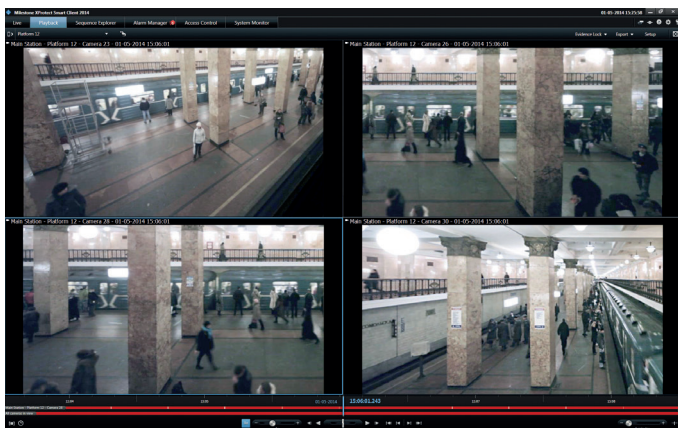
Investigate incidents

Searching through extensive recordings can be very time consuming. XProtect Smart Client provides advanced features to investigate incidents as they happen while analyzing recorded video material. Enhanced **Smart Search** uses motion metadata to quickly and accurately identify video with motion in operator-defined areas of a camera view and provides a comprehensible overview of relevant sequences, reducing the search time for relevant video for investigations.

Smart Search



Playback timeline



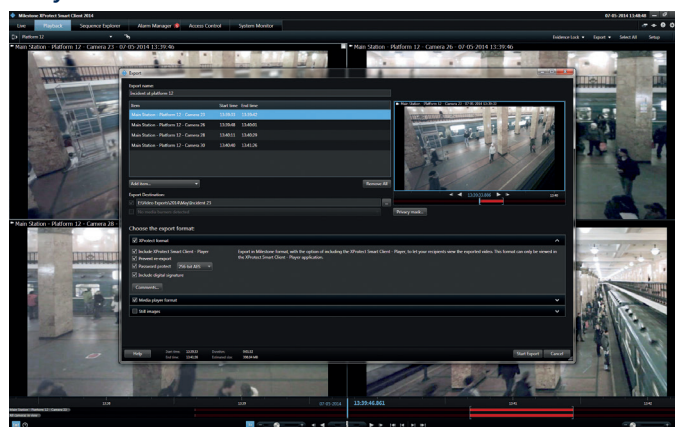
Playback timeline enables easy navigation and synchronized playback of all video and audio in a given view. Multi-screen allows operators to work with multiple views and playback video, making it easy for operators to gain a more complete overview.

4

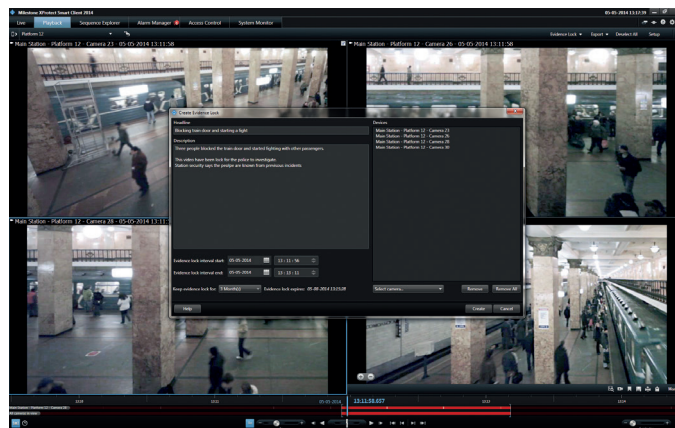
Manage evidence

In XProtect Smart Client you can turn exported video into evidence using the new **Storyboard function**. Combine exported video from multiple cameras into one cohesive flow, in order to document a sequence of events for use in court, internal revision or others with permission to the video evidence. Or secure evidence by encrypting video and including a digital signature, ensuring the export cannot be read by unauthorized people and that any tampering can be detected.

Storyboard function



Evidence Lock function



The new **Evidence Lock function** ensures video recordings are available for investigation by allowing users to lock video and extend the retention time. An overview of locked video, direct play back and easy export options make it ideal for installations that investigate a high number of incidents.

XProtect Web Client

Access video instantly from any computer



XProtect Web Client is an intuitive web-based interface to view, play back and share video. It provides instant access to all essential functions and is easy to learn and operate for users of all skill levels. XProtect Web Client provides remote access to the surveillance system from all common browsers and computer operating systems. It runs on any Internet-enabled computer or device without installation. It offers system scalability and an optimized user experience in systems with many users.

Intuitive interface

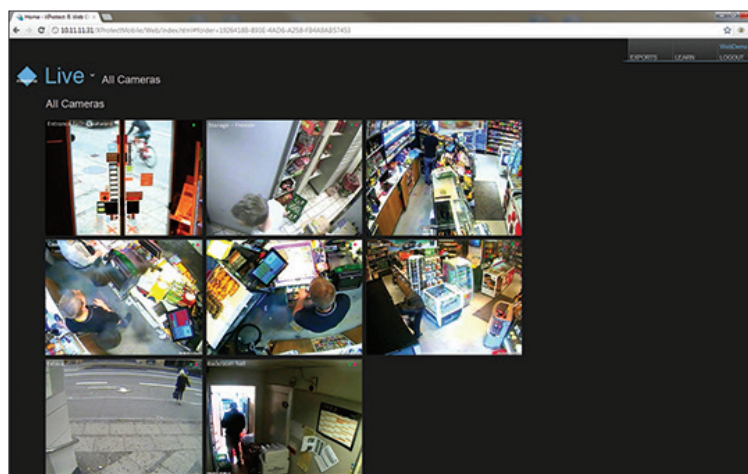
Easy-to-learn interface that requires no training to use and provides users with an intuitive and efficient interface with all the necessary features to find, view and share video evidence.

Convenience anywhere

XProtect Web Client makes it easy to access a Milestone surveillance system from any Internet-enabled device. Users can also trigger outputs remotely, such as opening and closing doors, providing greater control over a surveillance installation when off-site.

Optimized user experience

There is no need to install additional software on the client computer, so users can access video immediately. An optional web browser plug-in enables direct streaming of video as an alternative to server-side transcoding, improving viewing performance while limiting system and network load.



What's new in 2014

Quickly locate cameras

Promptly finds cameras and camera views in the system, creating temporary and dynamic views to complement the predefined hierarchical view structure.

Improved viewing performance

Optional web browser enables direct streaming of video as an alternative to server-side transcoding, improving viewing performance while limiting system and network load.



View video anywhere, anytime



Milestone Mobile is a free application for Apple®, Android™ and Windows Phone 8 devices that allows users to view video instantly using smartphones or tablets. Milestone Mobile operates with all XProtect VMS and the Milestone Husky NVR series via Wi-Fi, 3G or 4G connections. Users can view, play back and export video, control outputs and push live video from the device's camera, allowing users to see what's important regardless of their location.

◆ Flexible access

Milestone Mobile enables instant access to a surveillance installation from anywhere, at any time, via any Internet-enabled mobile device. Users can instantly verify that surveillance areas are safe and secure.

◆ Extend visibility

With the purchase of an additional per-user license, Milestone Mobile becomes an evidence collector by enabling users to push live video from a mobile device to its connected Milestone surveillance installation. Video Push extends visibility to operators in a central monitoring station who can respond immediately where necessary.

◆ Secure access

Strict user authorization and fully encrypted communication between Milestone Mobile and the server offers superior security and allows user to safely access their video surveillance system remotely across open public networks.



What's new in 2014

Control costs

Optimize network traffic and communication costs by defining a maximum number of frames and resolution for video streams forwarded to Milestone Mobile clients to improve overall viewing performance and scale Milestone XProtect VMS systems with several mobile users.

Video Push with GPS location data

When used together with XProtect Advanced VMS Products first responders, patrolling guards, and other users have the option to include a GPS position with video when using Video Push, which is beneficial for documenting the location where video is pushed from.