




Expand Your Networked Camera Vision to 360-Degrees

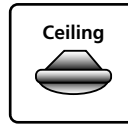
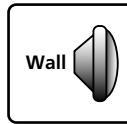
Standard Field of View



iPIXVS Field of View



iPIXVS Mounting Options



Example of Ceiling Mounted iPIXVS

Dramatically improve the functionality of your cameras today with the iPIX 360-degree NetCam Software.

iPIX 360-degree NetCam Java®-based software enables your networked cameras to deliver 360-degree digitally navigable views to Mac and Windows users with the simple addition of a fisheye lens. The software can be installed on a network camera, video server or on a hosting server for high-traffic Web sites. Cameras enhanced with the iPIX 360-degree NetCam software offer the ability to capture a larger field of view while eliminating the need for a mechanical pan/tilt motor. In addition, iPIX 360-degree NetCam software allows many simultaneous viewers to have their own individual viewing experience by panning within the digital image.

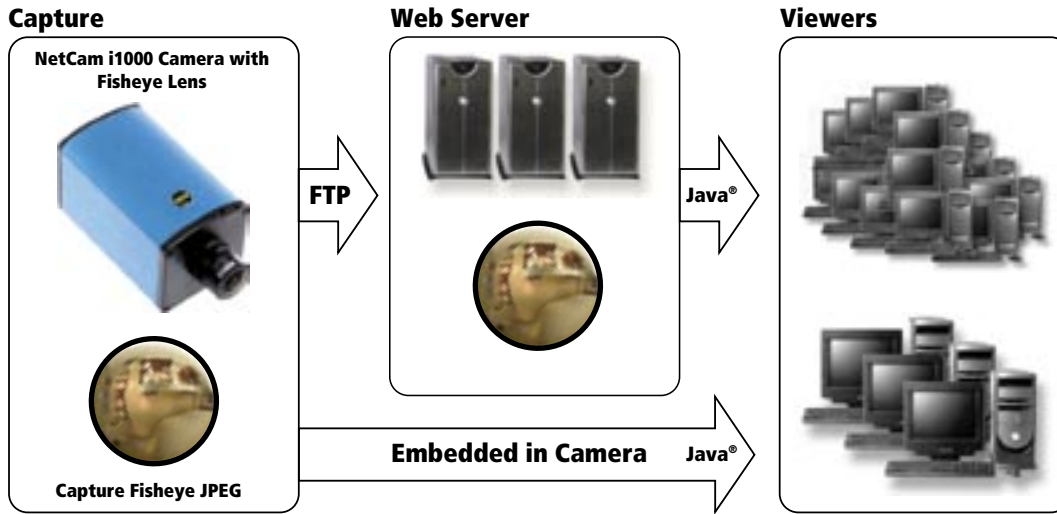
As a security and observation solution, the iPIX NetCam software enables you to survey an entire scene, with no blind spots, for monitoring sensitive areas such as airports and hazardous sites. Cost-effective and reliable when the stakes are highest, fully immersive iPIX NetCam images cover a full 360-degree x 180-degree field-of-view with digital pan/tilt/zoom capability.

NetCam Advantages

- ⊙ Full 360-degree x 180-degree range of surveillance
- ⊙ No blind spots
- ⊙ No mechanical pan/tilt motor
 - No maintenance
 - Increased reliability
 - No motion blur - camera doesn't move
- ⊙ Unlimited simultaneous viewers
 - Each viewer pans the digital image independently
- ⊙ Utilizes standard off-the-shelf hardware
- ⊙ Simple and discreet installation
- ⊙ No client-side software installation
- ⊙ Java-based solution provides multiple platform operability (Windows, Mac, Unix)
- ⊙ Low bandwidth / high quality images
- ⊙ Software Developer Kit available to embed iPIXVS 360-degree capabilities into any Windows based application



iPIX Security and Surveillance Solutions



How to get iPIX NetCam Software

- ⊙ Purchase an iPIX-enabled NetCam from our Web site at www.iPIX.com
- ⊙ Visit one of our resellers - go to netcam.ipix.com/resellers
- ⊙ Become an iPIX NetCam reseller - call today

How it works

Taking advantage of iPIX NetCam software is simple and easy:

- ⊙ Connect a fisheye lens to a network camera.
- ⊙ Install the iPIX software on the network camera.
- ⊙ Type in the address of the network camera and the iPIX enhanced web page.

For high traffic Web Sites, the iPIX software can be loaded on a host server which can support thousands of simultaneous viewers. The Java based software supports up to 6 frames per second but can be configured to update as little as once an hour. Host server simplicity:

- ⊙ Configure the network camera to FTP images to a host server.
- ⊙ Install the iPIX NetCam software on the host server.
- ⊙ Load the iPIX-enhanced Web page from the host server.

iPIX NetCam Security and Observation Applications:

- Home Security
- Central Monitoring Station
- Access Control
- Underwater Observation
- Banks
- Construction Sites
- Public Halls
- Commercial Buildings
- Shopping Malls
- Schools
- Historical Sites

To find out more about using iPIX® 360-degree NetCam Software, contact our sales department at 1.888.909.4749 or by e-mail at netcam@ipix.com Visit our Web site at www.iPIX.com

