


# VideoBridge™ 8000

## 1 Input Transmitter/Receiver

Digitally compresses and transmits video, audio, alarm events and control data over standard IP networks

Next generation MPEG4 technology offers analog levels of quality at a choice of resolutions for the most demanding applications such as surveillance, identification and high speed movement.

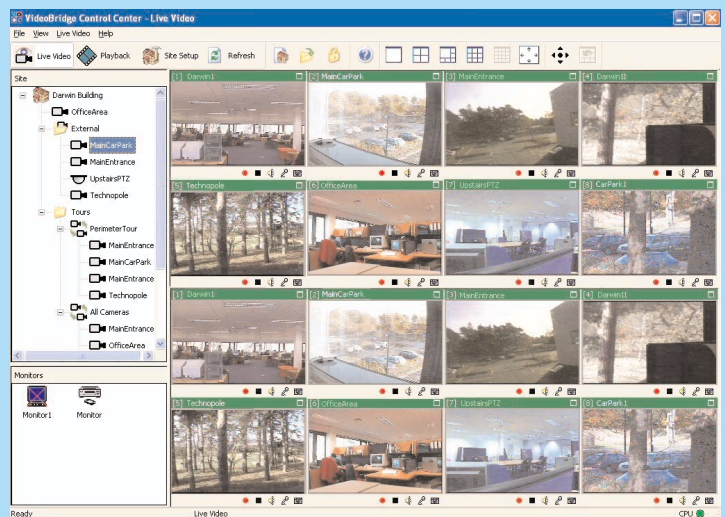
VideoBridge transmitters and receivers are used in conjunction with VideoBridge software products including Control Center 2, the Windows NVR Software 8000 and Link Manager 8000.



VideoBridge 8000 transmitter/receiver: supports one camera or one monitor

### Next Generation MPEG4 Technology

- Exceptional video and audio quality: VideoBridge 8000 transmitters introduce high quality and high compression MPEG4 video and audio to CCTV applications.
- High Resolution / High Frame Rate Video: VideoBridge 8000 transmitters **guarantee** 25/30 frames per second at any resolution or bit rate including SIF, 2SIF and 4SIF resolutions.
- MPEG4 Advanced Audio Coding (AAC) brings new levels of fidelity and frequency response to CCTV applications.
- VideoBridge technology ensures smooth migration from analog to digital technology: converts existing analog-based CCTV to digital remote monitoring systems simply and cost-effectively without equipment obsolescence.
- The same CAT5 UTP cable is used for real-time video, two-way audio, management of PTZ functions and binary I/O alarm triggers.
- Multicast technology allows limitless numbers of users to access video and audio streams using the same bandwidth as one user.
- IP-based video removes geographical barriers thus enabling co-ordinated remote monitoring and communication across multiple locations using standard network interfaces including LANs, WANs, wireless networks and internet communication links.
- Network security: VideoBridge 8000 transmitters/receivers have a built-in firewall which can be configured to restrict communication to specific users.
- Synchronized clocks: use of the Network Time Protocol (NTP) allows for central maintenance and synchronization of real-time clocks inside VideoBridge 8000 devices.
- Web administration: all administrator settings can be configured through a built-in, password-protected web interface.

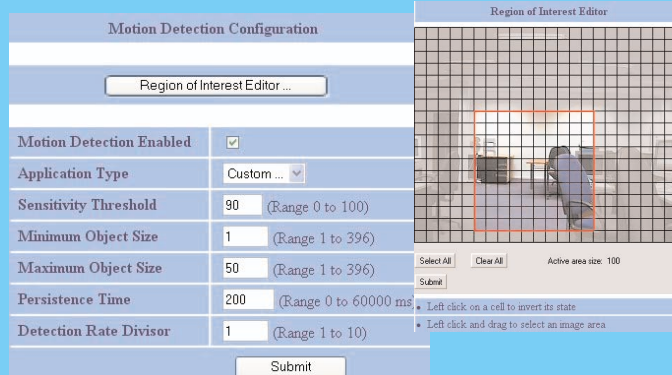


Control Center 2 allows you to view video from up to 16 cameras simultaneously

# VideoBridge 8000

## 1 Input Transmitter/Receiver

### Motion Detection



Motion detection is carried out by the VideoBridge transmission unit itself. Sensitivity, region of interest and object size can all be selected using the Motion Detection Configuration web page.

- Offers significant reductions in false alarm rates, as it can be taught to ignore:
  - environmental light changes
  - rain and snow
  - foxes, cats etc
  - moving trees and bushes
- Offers motion detection at source, no need to stream until motion is detected.
- Easy configuration, with a user-friendly web page

### Activity Controlled Frame Rate

A powerful feature, unique to IndigoVision's MPEG4 products. When enabled, the unit constantly monitors the amount of motion between frames. When there is no motion in the scene, the frame rate is reduced to one frame per second. When motion occurs, the frame rate is increased to the maximum specified by the user. This can reduce data rates by up to 50-fold, which increases the amount of video which can be stored on an NVR.

### Product Specifications

#### Video Compression

- Full frame rate, full color: MPEG4 (ISO 14496-2): 25/30fps guaranteed

#### Audio Compression

- MPEG4 Advanced Audio Encoding at 16 KHz sample rate and 16 bit resolution

#### Video Bit Rate

- User-configurable bit rates from 32Kbps up to 4Mbps

#### Resolution

- SIF: 352 x 288 pixels
- 2SIF: 704 x 288 pixels
- 4SIF: 704 x 576 pixels

#### Video Input

- NTSC/PAL video, 75 Ohms 1V p-p, standard BNC connector

#### Video Output

- NTSC/PAL composite video, 75 Ohms 1V p-p, standard BNC connector. Software decode for display to PCs

#### Audio Input

- Line in 3.5mm jack. Nominal voltage: 1V p-p. Signal to noise ratio: 78 dB

- Mic 30mVp-p. Mic type: dynamic. Signal to noise ratio: 56dB

#### Audio Output

- Line out 3.5mm jack. 1V p-p, Minimum load impedance: 8 Ohms, Signal to noise ratio: 77dB

#### Data Input/Output

- Data port: RS-232/RS-422/RS-485 channel up to 115.2 Kbps
- Console port: RS-232 channel up to 115.2 Kbps

#### Binary Input/Output

- Four opto-isolated inputs. Maximum isolation: 5.3 KVRm Minimum I<sub>f</sub> current: 10 mA
- Two solid state relay outputs. Maximum load: (AC/DC): 0.1A @ 50V peak AC/ 50V DC

#### Network Interface

- IEEE802.3 and IETF standards: 10/100 Base-T Ethernet, TCP, UDP, ICMP, IGMP

#### Dimensions

- 167(l) x 110(w) x 45(d), 0.6Kg (excluding power supply)

#### Electrical

- Operating voltage: 5V DC
- Power consumption: 5W (typical) 6W (max)

#### Environmental

- Operating temp: 0 to +50°C/+32 to +122°F
- Storage temp: -20 to +70°C/- to +158°F

#### Regulatory

- EN 55022(1994) ITE - Class B
- EN 61000-3-2(1995) - Class A
- EN 55024(1998) ITE immunity standard
- EN 61000 3-3(1995) voltage fluctuation
- CFR47(1995) Part 15 subpart B - Class B

### Order Codes

1 Input Transmitter 8000 SIF	980103
1 Input Transmitter 8000 2SIF	912103
1 Input Transmitter 8000 4SIF	914103
Link Manager 8000	080005
Control Center 2	080009
Serial Cable	011005
5V Transmitter Power Supply	011001
Screw Power Connector	011006



EUROPE  
U.K.  
IndigoVision Ltd  
The Edinburgh Technopole  
Bush Loan Edinburgh  
Scotland EH26 0PJ  
T: +44 (0)131 475 7200  
F: +44 (0)131 475 7201

U.S.A.  
IndigoVision Ltd  
Suite 111  
50 Cragwood Road  
South Plainfield  
NJ 07080 USA  
T: +1 908 315 0288  
F: +1 908 822 0031

CANADA  
IndigoVision Ltd  
250-10 Wycroft Rd  
Oakville, ON  
L6K 3T7  
T: +1 905 842 4178  
F: +1 905 842 3589

email: sales@indigovision.com  
URL: www.indigovision.com

VideoBridge™ is a registered trademark in the United States of America

Doc ID:IV-066-9.0

