

MATCH™

Intelligent Reader Interface

*Hirsch's MATCH Interface makes conventional access control readers intelligent and provides a high security solution for access control. It is used with a Hirsch DIGI*TRAC™ controller.*

Features

- Microprocessor Based
- Mathematical Digitizing Algorithm
 - High Security Transmission
 - Eliminates Facility Codes
- Supports “Off the Shelf” Cards
 - No Waiting on Card Orders
- Mix Reader Technologies on One System
- Data Formats
 - ABA Magnetic Stripe
 - Wiegand (26- to 55-Bit Format)
 - Proximity
 - Bar Code
 - Touch Memory
 - Barium Ferrite
 - RF (Radio Frequency)
 - Biometric
 - Wiegand No Parity
 - HID Corporate 1000 Format
 - Pass Through
- Digital Transmission
 - Long Wiring Runs
 - Multi-drop Connections
- Dual Technology Options
- Entry and Exit Reader on One MATCH Interface Unit
- Many Custom Formats Now Supported

Description

The MATCH Intelligent Reader Interface is installed at or near a conventional access control reader. It converts the reader's analog or pulsed signals to a high security digital code. MATCH's on-board 5VDC power source powers most readers.

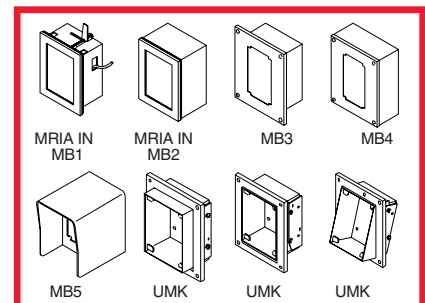
Used with a conventional reader, MATCH converts the card's raw code into the security code used by a Hirsch DIGI*TRAC controller. There is no need to decipher the raw code. Existing card access systems can usually be upgraded without replacing the current cards.

High Security Communication Path

The MATCH interface has microprocessor intelligence. MATCH uses a complex mathematical algorithm to digitize the code for transmission to a DIGI*TRAC controller. Digital transmission permits longer wiring runs between a MATCH-based reader and its controller than are normally available with conventional access technologies.

Multiple Reader Support

A single MATCH Interface will support both an entrance and an exit reader for the same door. MATCH interfaces are used on the same communication path with the Hirsch ScramblePad® and ScrambleProx®.

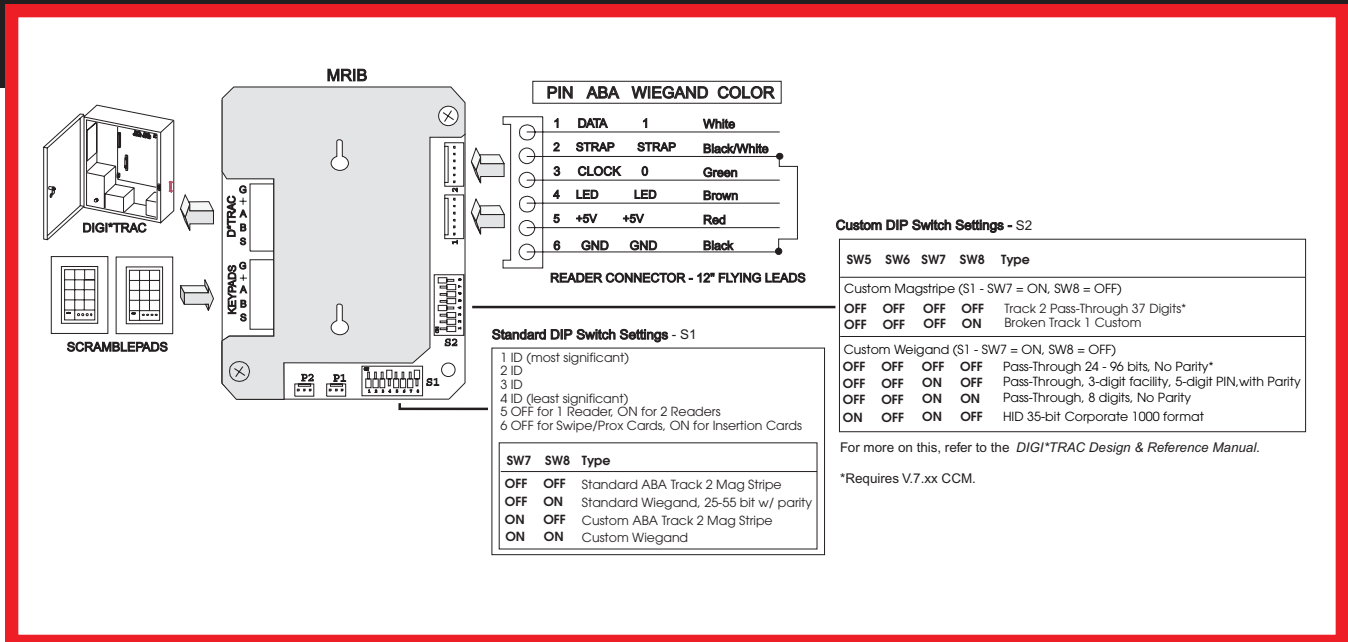


Mounting Boxes

Accessories For MRIA

- | | |
|--------|---------------------------------------|
| MB1 | Flush Mounting Box |
| MB2 | Surface Mounting Box |
| MB3 | Heavy Duty Flush Mounting Box |
| MB4 | Heavy Duty Surface Mounting Box |
| MB/FFP | Flat Faceplate |
| MB/SWS | Shallow Wall, Semi-flush Spacer Ring |
| UMK | Universal Mounting Kit (requires MB2) |

Systems With Integrity



Typical MATCH-to-Reader Wiring.

Specifications

Note: The MATCH is designed to operate with a Hirsch DIGI*TRAC Controller.

Communications

- Wiring From Controller: 2 pair, stranded, twisted, overall shield. Refer to controller specifications for distance
- Supervision: Digital from controller
- Wiring To Reader: Refer to reader specifications

Electrical

- Operating Power
 - 70 mA @ 24VDC, with externally powered readers
 - 200 mA @ 24VDC, with 2 readers powered by MATCH
- Reader Power: 2 terminals
 - 250 mA @ 5VDC each

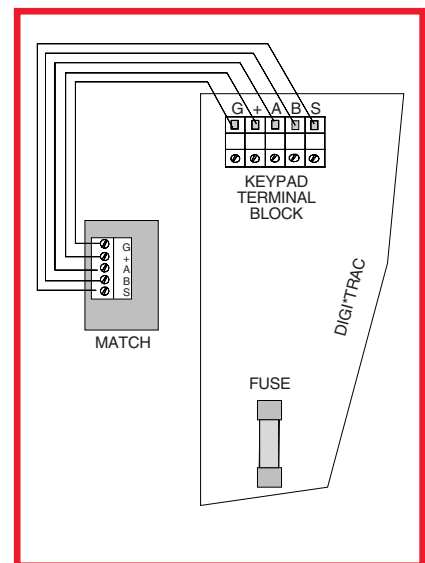
- RS232 Port (P1) For Enrollment Station

Physical

- Physical Tamper Alarm (MRIA)
- Dimensions:
 - MRIA: 5.75"H x 4.5"W x 2"D (14.6 cm x 11.4 cm x 5.1 cm)
 - MRIB: 4.5"H x 3.5"W x 1.75"D (11.4 cm x 8.9 cm x 4.4 cm)
- Shipping Weight: 2 lb. (0.9kg)
- Operating Temperature Range: 32° to 140°F (0° to 60°C)
- Relative Humidity: 0 to 90%, non-condensing

Listings & Approvals

- UL-ALVY (294), Access Control Systems Units
- CUL-UEHX7, Signal Appliances
- CE



Typical Controller-to-MATCH Wiring Diagram.

Ordering Information

Model #	Name	Description and Comments
MRIA	MATCH Reader Interface Assembly	Includes MRIB, mounting base and bezel, physical tamper switch and blank faceplate. 2 MATCH connectors with 6" pigtailed. Installs in Hirsch mounting boxes. Use MB1, MB2 or MB5. UL Listed. CE.
MRIB	MATCH Reader Interface Board	Accepts up to 2 readers & 2 ScramblePads for dual technology entry & exit control of 1 door. Use with CCM 6.4 (or higher) & CR readers (see DIGI*TRAC Design and Installation Guide for compatible readers). 2 MATCH connectors with 6" pigtailed. Provides 5VDC @ 250mA reader power. Mounting plate. UL Listed. CE.



Specifications are subject to change without notice

Global Headquarters

1900 Carnegie Ave., Bldg. B, Santa Ana, CA 92705 USA
949-250-8888 Fax 949-250-7372

www.HirschElectronics.com

PDS002-203