



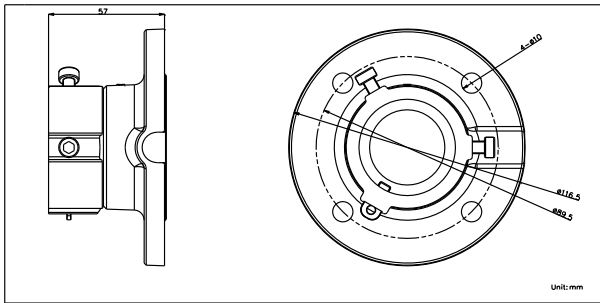
## DS-1663ZJ

Ceiling Mounting Bracket Indoor/Outdoor

### Features:

- Aluminum alloy material with surface spray treatment
- General design for indoor/outdoor
- Design of cable entrance hole
- Complementary rubber blanket pad for waterproofness

### Dimension:



### Order model:

DS-1663ZJ

### Parameters:

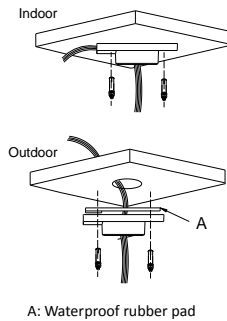
Model	DS-1663ZJ
Parameter	Pendent Mounting Bracket In/Outdoor
Color	Hik white
Feature	Suitable for speed dome ceiling mount (not suitable for DS-2AE-714)
Material	Aluminum alloy
Dimension	116.5×57mm
Weight	380g

### Notice:

- The bracket should be installed on the flat surface of a wall
- The wall must be capable of supporting more than 3 times the total load of the camera and the mount.
- The maximum load capacity of the mount is 30KG

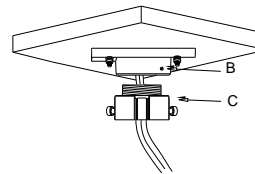
### Installation steps:

- ① Choose the appropriate wall to mount the ceiling plate, and rubber blanket should be used when assembling outdoors



A: Waterproof rubber pad

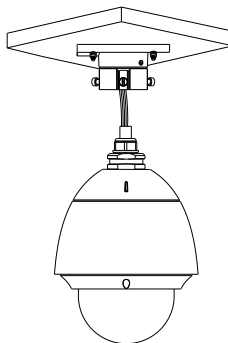
- ② Fix adaptor to ceiling plate



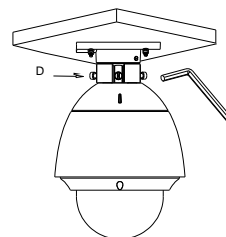
B: Tightening screw

C: Adaptor

- ③ Fix with tightening screw, thread the cable and install the speed dome



- ④ Tighten up the set screw and complete the installation



D: Set screw

**Note:** The actual bracket may vary from the picture above.