

High Resolution Day & Night Dome Camera

# SID-460

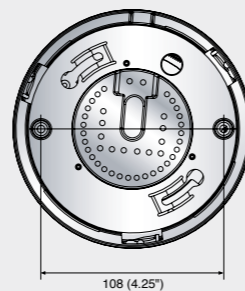


## Specifications

	SVD-460N	SVD-460P
<b>ELECTRICAL</b>		
Input Voltage	12V DC	
Power Consumption	Max. 3.5W	
<b>VIDEO</b>		
Imaging Device	1/3" Vertical double density interline CCD	
Total Pixels	811(H) x 508(V)	795(H) x 596(V)
Effective Pixels	768(H) x 494(V)	752(H) x 582(V)
Scanning System	2 : 1 Interlace	
Synchronization	Internal	
Frequency	H : 15.734KHz / V : 59.94Hz	H : 15.625KHz / V : 50Hz
Horizontal Resolution	Color : 580TV lines (Min.) / B/W : 700TV lines (Min.)	
Min. Illumination	Color : 0.15Lux (50 IRE@F1.2), 0.0006Lux (Sens-up, 256X) B/W : 0.01Lux (50 IRE@F1.2)	
S / N (Y signal)	52dB	
Video Output	CVBS : 1.0Vp-p / 75Ω	
<b>LENS</b>		
Zoom Ratio	3.6X (Manual)	
Focal Length	2.8 ~ 10mm (F1.2)	
Max. Aperture Ratio	1 : 1.2(Wide) ~ 2.8(Tele)	
Min. Object Distance	0.2m (0.66ft)	
Angular Field of View	H : 94.4°(Wide) ~ 28°(Tele) / V : 69.2°(Wide) ~ 21°(Tele)	
Focus	Manual	
Iris Control	Auto	
<b>PAN / TILT / ROTATE</b>		
Pan Range	0° ~ 340°	
Tilt Range	0° ~ 146°	
Rotate Range	0° ~ 340°	
<b>OPERATIONAL</b>		
On Screen Display	Built-in (Multi-language support)	
Camera Title	On / Off	
Day & Night	Auto (ICR) / Color / B/W	
Backlight Compensation	BLC / HLC / Off	
Motion Detection	On / Off (Output via communication)	
Digital Image Stabilization	On / Off	
Privacy Masking	On / Off (8 Programmable zones)	
3D Noise Filter (SSNRII)	Low / Middle / High / Off	
Sens-up (Frame Integration)	Auto / Off (Selectable limit ~ 256X)	
Gain Control	Low / High / Off	
White Balance	ATW (Indoor/Outdoor) / AWC / Manual	
Electronic Shutter Speed	Auto (NTSC : 1/60 ~ 1/120,000sec, PAL : 1/50 ~ 1/120,000) / Manual / A.FLK	
Communication	RS-485	
Protocol	STW, Pelco-D	
Flip	On / Off	
Mirror	On / Off	
Freeze	On / Off	
<b>ENVIRONMENTAL</b>		
Operating Temperature / Humidity	-10°C ~ +50°C / 20% ~ 80% RH	
Storage Temperature / Humidity	-20°C ~ +60°C / 20% ~ 95% RH	
<b>MECHANICAL</b>		
Dimension (WxH)	Ø141.2 x 105.5mm (Ø5.56" x 4.15")	
Weight	560g (1.23 lb)	

## Dimensions

Unit : mm (inch)



## Accessory (Option)



OSD Controller  
SCC-101

# WIV



## Redefining Performance for Video Security

Newly Enhanced  
Varifocal Lens

High Resolution Day & Night Dome Camera

# SID-460



## imagine Clear Vision Day & Night

The Samsung Techwin SID-460 is redefining what you should expect for features and performance in a fixed mini-dome camera. Using our 4th generation WIV Digital Signal Processing, the SID-460 is able to produce an unparalleled color resolution of 580TV lines. In addition, this new DSP provides the industry's most comprehensive set of performance enhancing features such as digital image stabilization, 3D noise filtering, and many other features not found in any other camera in any class.



The Eco mark represents Samsung Techwin's will to create environment-friendly products, and indicates that the product satisfies the EU RoHS Directive.

Design and specifications are subject to change without notice.




**SAMSUNG TECHWIN CO., LTD.**  
145-3, Sangdaewon 1-dong, Jungwon-gu, Seongnam-si, Gyeonggi-do Korea 462-703  
Tel : +82-31-740-8151~8 Fax : +82-31-740-8145  
www.samsungcctv.com

**SAMSUNG TECHWIN AMERICA**  
1480 Charles Willard St. Carson, CA 90746, UNITED STATES  
Tel : +1-310-632-1234 Fax : +1-310-632-2195  
www.samsungcctvusa.com

**SAMSUNG OPTO-ELECTRONICS UK, LTD.**  
Samsung House, 1000 Hillswood Drive, Hillwood Business Park  
Chertsey, Surrey, UNITED KINGDOM KT16 0PS  
Tel : +44-1932-45-5308 Fax : +44-1932-45-5325

**TIANJIN SAMSUNG OPTO-ELECTRONICS CO., LTD.**  
No.9 Zhangheng Street, Micro-Electronic Industrial Park  
Jingang Road, Tianjin, P.R. CHINA 300385  
Tel : +86-22-23887788-8503 Fax : +86-22-23887788-8505

■ DISTRIBUTED BY



I.D-0808

# SAMSUNG TECHWIN

World's First **580TV Lines** Color Dome Camera  
 Industry Leading **SSNR II** Noise Reduction  
 True Day & Night High Performance in Low Light  
**SID-460**



**WIV**  
 Digital Signal Processing

The SID-460 is built around Samsung Techwin's 4<sup>th</sup> generation of digital signal processing. This unique DSP provides features such as advanced 3D noise filtering and digital image stabilization which work together to reduce storage requirements by as much as 70% over conventional cameras. In addition, the WIV DSP also provides advanced features such as Day & Night cut filter removal and frame integration to enhance low light performance along with features such as motion detection, privacy masking, and image flip. These features are all programmable via on-screen menus that can be remotely set up from the remote control center.

## High Resolution

**580TVL** High quality color images of **580TV lines**

The SID-460 delivers high quality 580TV lines images utilizing a unique image processing technology found only in Samsung Techwin's 4<sup>th</sup> generation DSP.




Conventional Camera

SID-460

## High Sensitivity

**0.15Lux** True **Day & Night** IR Cut filter Removal provides for exceptional picture quality even in low light.

The SID-460 utilizes true ICR Day & Night control combined with its industry-leading SSNR II noise reduction to enhance performance in low lighting conditions. With a minimum illumination specification of 0.15Lux for color and 0.0006Lux in color sens-up mode, the SID-460 can deliver outstanding images around the clock in challenging lighting conditions.



Conventional Camera


SID-460



## Easy To Install

**3-Axis** **3D** Pan/Tilt adjustment

The SID-460 lens can be rotated or shifted horizontally or vertically so you can position the camera to get the pictures you need. As a result, the unit can be easily mounted to walls or sloping surfaces. The viewing angle of the camera is easy to adjust even after installation.



Ceiling

Wall

Slope

**3.6X** **Varifocal Lens** **Newly Enhanced**

The SID-460 comes with a 2.8 to 10mm Varifocal Lens which can be quickly adapted to a wide variety of viewing situations.



3.6X

Normal

## Easy To Configure

**OSD** **On Screen Menus** with remote setup

The SID-460's advanced features can be easily optimized with the use of the on-screen display menus that are available in six different languages. These menus can be accessed locally at the camera via pushbuttons, remotely from an optional cost effective controller, or from the remote control center via RS-485.




SCC-101  
 OSD Controller

## Smart Extra Functions

**DIS** **Digital Image Stabilization**

The built-in DIS (Digital Image Stabilization) of the SID-460 removes image jitter that is caused by vibrations in the building. This stabilization greatly reduces the amount of hard disk space required to store images on a DVR.



DIS Off

DIS On

**Motion Detection** **Programmable Motion Detection & Privacy masking**


The SID-460 comes with a programmable 8-zone motion detector built in. This motion detector uses an advanced digital processing motion algorithm to discriminate against unwanted alarms. It also has the ability to mask up to 8 areas of the picture where viewing is not desired. Each zone can be independently programmed via the OSD.



Motion Detection

**HLC** **Highlight Compensation**

The SID-460 has the ability to reverse bright points of light in the picture (such as headlights) to black. This improves the ability of the entire system to display shades of grey elsewhere in the picture.



HLC Off

HLC On