

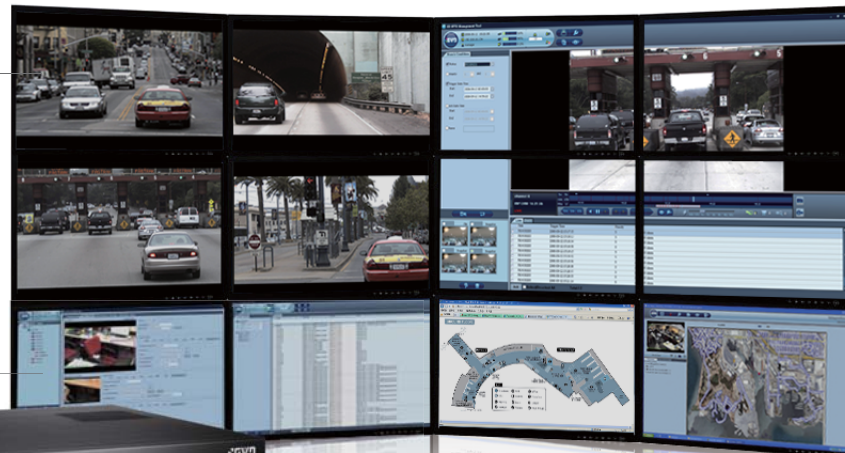
# E100 / E200 Series Control Workstation



## Key Feature

### Alarm

- Advanced video pop-up for immediate alarm management
- Basic alarm video search and intelligent video search
- Independent spot monitor support for faster alarm handling



### PDA Client



- Dedicated CMS to manage all NVR and all IP camera configuration
- Provides a real-time monitoring platform on multiple sites with multiple operators
- Virtual matrix switching capability to support large digital CCTV wall
- Integrates with professional keyboard for a seamless video operations

### E 100 / E 200



### eMAP

- Powerful HTML map design fulfills most demanding mapping requirements
- Camera icon status and video call-up from the map directly
- Seamless integration with video in one operation

### Camera Support List



### K 200

- Easy video playback control without pc keyboard/mouse
- Intuitive 3-axis joystick for fast pan-tilt-zoom operations
- Powerful switching keyboard for entire IP video network - any cameras to any monitors

### M 600



### M 200



### Video / VMX

- Multiple monitor support (up to 4) for digital CCTV wall application
- Remote monitor management platform for quick CCTV wall switching
- Real time dedicated monitoring station for large NVR network





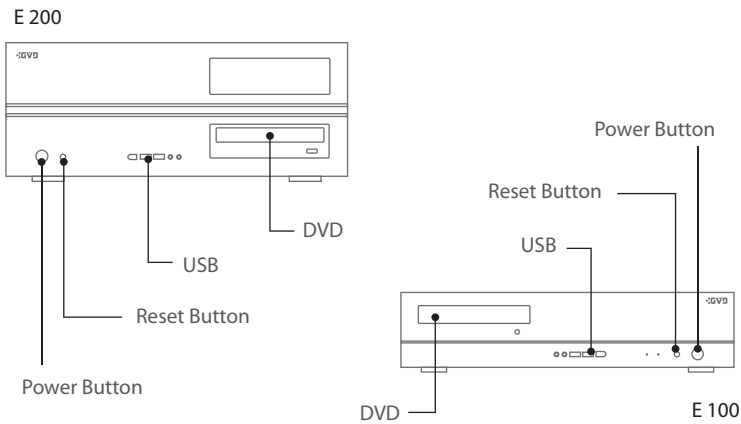
### Vertical Market

Mission-critical operation center for large enterprise, casino, transportation and homeland security projects

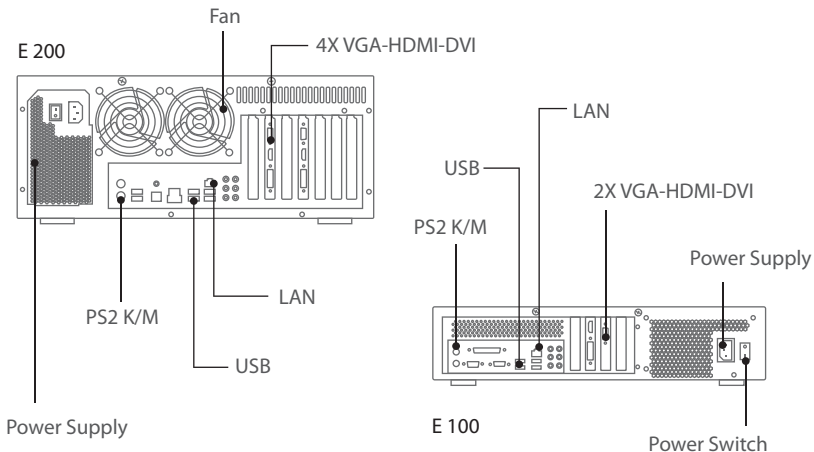
# Control Workstation

Real-time remote management platform for large video network

### Front Panel Layout



### Rear Panel Layout



### Hardware Specification

Model No	E100	E200
Processor	Intel Core i5-760	Intel Core i7-950
Memory	4GB DDR3-1333	4GB DDR3-1333
Operation System	Windows XP Pro	
Hard Disk Drive	250G, SATA2	
Prebuilt License	1024 IP Camera License	
Display Port VGA-HDMI-DVI	2	4
Display Mode	Up to 80 camera layout	
LAN Port	Gigabit x 1	
USB Port	Front x 2 , Rear x 4	
Dimensions (DxWxH) mm	378 x 435 x 94	427 x 432 x 160
Power Consumption	210W	350W
Power Supply	300W	500W
Voltage	100~240VAC(50~60Hz)	

\*All specifications are subject to change without notice

### E100 / E200 Series



Genius Vision Digital