

D-TECT^X WIRELESS DETECTOR



CODES

- 250 metre Wireless Detector, Chrome metal case, white polyethylene cover GJD390
- 500 metre Wireless Detector, Chrome metal case, white polyethylene cover GJD391
- Pole mount bracket GJD305


SPECIFICATIONS - D-TECT^X DETECTOR

Transmission Range	250 or 500 metres (line of sight)
Transmission Codes	16,700,000
Beam Range Programmable	Up to 30m
Coverage	10 ⁰ - 70 ⁰ detection angle, 30m x 30m max
Adjustment	180 ⁰ pan + 90 ⁰ tilt
Mounting Height	Variable up to 6m - optimum 3m
Fresnel Lens	28 zones for each Pyro pair
Customised Optics	Double silicon shielded quad element eliminates 50,000 lux of white light
Power input	3 x AA batteries or optional 12 - 24V AC/DC
Pulse Count	1 - 3
Walk Test	Output test mode using walk test signal strength detector
Operating Temp.	-20 ⁰ C to + 55 ⁰ C Conformally coated electronics for increased stability
Temp. Compensation	Digital sensitivity adjustment
Adjustable timer options	2 to 60 seconds
Adjustable light sensing	Dusk (2 Lux) to 24 hour
Housing	High impact zinc alloy
Protection Rating	Minimum IP 55
Dimensions	145 x 120 x 145 mm (excluding aerial)
Weight	1310g NET, 1400g GROSS

SPECIFICATIONS - D-TECT^X RECEIVER

RECEIVER / MODULE	
Communication Range	250 or 500 metres (line of sight)
Communication Codes	16,700,000
Power input	12 - 24V AC/DC
Indicators (per Detector)	1 x LED on detection 1 x LED Tamper 1 x LED RF loss 1 x LED Low battery indication
Operating Temp.	-20 ⁰ C to + 55 ⁰ C Conformally coated electronics for increased stability
Connections	1 x programming socket for Detectors Expansion socket for connection to additional modules
Outputs (per Detector)	2 volt-free, silent solid state magnetically immune contacts 2 neg. switched plus one common tamper (front and rear switches) 1 RF loss 1 Low battery
Capacity	4 detector module fitted as standard 3 slots for additional 4 channel expansion modules (total 16 detectors)
RECEIVER HOUSING	
Case	High impact, flame retardent, UV stabilized Polycarbonate
Protection Rating	Minimum IP55
Dimensions	210 x 180 x 75 mm (excluding aerial)
Weight	685g NET, 720g GROSS

D-TECT^X WIRELESS RECEIVER



D-TECT^X Receiver with 4 Expansion Modules installed

CODES

- Receiver with 4 detector module GJD392
- Additional 4 detector expansion module GJD393
- Signal Strength & Range Walk Tester GJD 394



GJD Manufacturing Ltd, Unit 2, Birch Industrial Estate, Whittle Lane, Heywood OL10 2SX.
 Sales: **+44 (0) 1706 363998** Technical **+44 (0) 1706 363990**
 Fax: **+44 (0) 1706 363991** Email: **info@gjd.co.uk**
 Web: **www.gjd.co.uk**



SPECIFICATION SHEET No.390

D-TECT^X WIRELESS DETECTOR & RECEIVER



COMBINES ADVANCED WIRELESS TECHNOLOGY FOR A 250 OR 500 METRE COMMUNICATION RANGE WITH UNIQUE SIGNAL PROCESSING AND OPTICAL SYSTEMS, DESIGNED TO MAXIMISE GENUINE EVENT CAPTURE AND MINIMISE FALSE ALARMS

D-TECT^X Wireless Detector - is a BS 8418 compliant, twin PIR external wireless movement Detector with a line of sight communication range of up to 500 metres, which when triggered can individually, or simultaneously, control and activate CCTV cameras, security lights, DVRs, autodialers and virtually any low-voltage switching device. It has a pan and tilt facility with a programmable beam range of up to 30 metres, avoiding boundary overspill.

The D-TECT^X Receiver - is an IP 55 weatherproof, tamper protected, four channel unit equipped with two volt free & two negative switched outputs. It can be expanded by the addition of 3 further four channel expansion modules to allow the Receiver unit to monitor the active state of up to 16 wireless D-TECT^X Movement Detectors.



D-TECT^X DETECTOR FEATURES

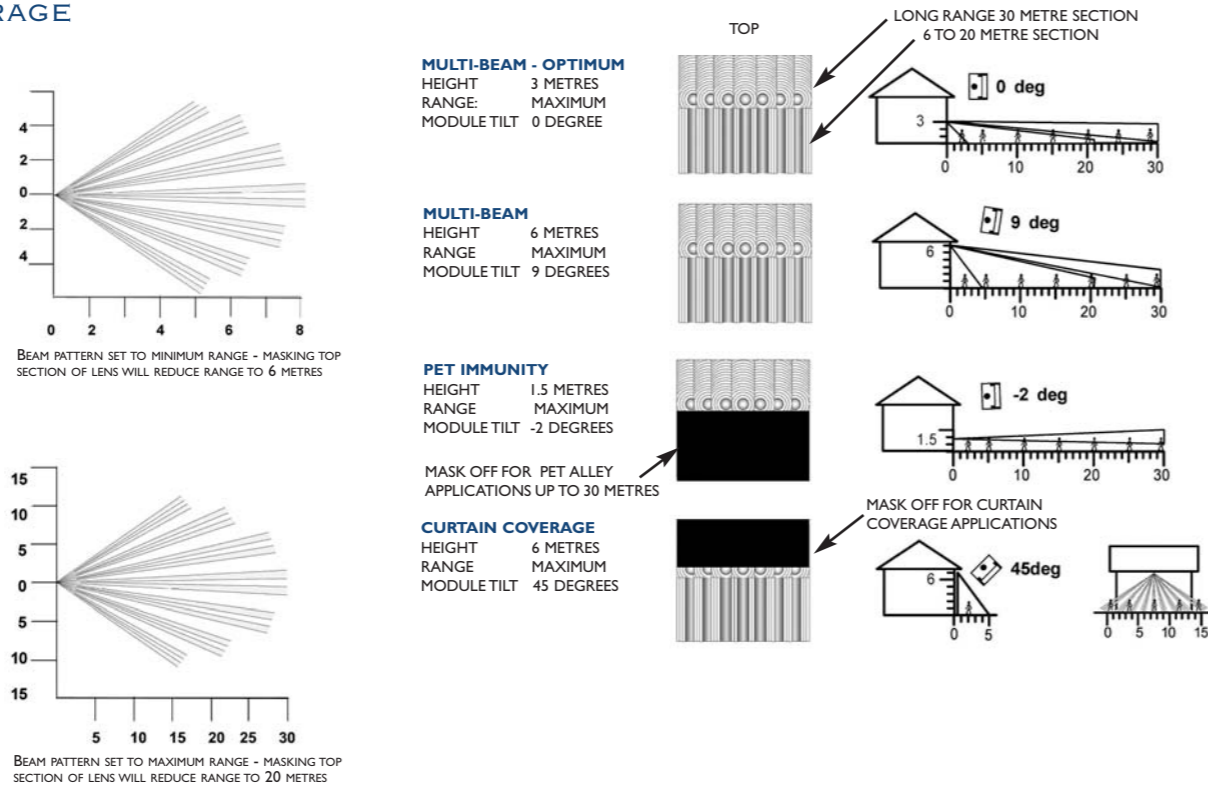


- Long range wireless operation minimises installation costs on medium to large sites and for perimeter protection.
- Aesthetically pleasing modern design incorporating advanced technological features with radically powerful capabilities.
- Transmits radio signals in one of over 16.7 million individual codes over a range of 250 or 500 metres, to the D-TECT^X Receiver.
- When a Detector is triggered it transmits a signal to control and activate CCTV cameras, security lights, DVRs, autodialers and virtually any low-voltage switching device.
- Has exceptional resistance to false alarms and a high immunity to triggers from the sun, reflections and shadows to minimise the potential for false alarms, enabling response centres to deal with genuine threats.
- The adjustable pan (180°) & tilt (90°) electronics module ① with integral masking curtains ②, coupled with a mounting height of up to 6 metres, allows the view of D-TECT^X sensor and the camera to be matched.
- The robust zinc alloy metal case is IP55 rated and fitted with front & rear tamper switches ③.
- The D-TECT^X Detector can be powered by 3 x AA batteries or by an optional separate 12 - 24V AC/DC supply.


No other external wireless movement detectors have a comparable range and offer such a wide range of features to enhance the detection of threats and significantly reduce the incidence of false and nuisance alarms.

The D-TECT^X range sets new standards of performance and control and is much easier and far more economical to install.


BEAM COVERAGE



D-TECT^X RECEIVER FEATURES




Connecting an Expansion Module using the ribbon connector



Expansion Module installed in Receiver enclosure

EXPANSION MODULES



HAND HELD SIGNAL STRENGTH & RANGE WALK TESTER



- The weatherproof IP55 receiver enclosure can be mounted externally or internally up to 250 or 500 metres in line of sight to the Detectors, depending on which model of D-TECT^X Detectors are used on the system.
- Code recognition programming of each Detector is both rapid and simple via a plug-in connector between Detector and Receiver.
- As a system check, every one of up to 16 detectors automatically sends out a signal every 2 minutes to confirm that they are active. If a return signal is not received within 6 minutes from a registered and recognised Detector, a 'RF Loss' LED switches on and the contact is activated at the Receiver.
- A RF continuity test mode facility tests the strength of the RF signal from each Detector at the Receiver location. When it is necessary to conduct a site survey prior to installation, the Receiver can be powered up temporarily with a PP3 9V battery.
- The D-TECT^X Receiver is powered by a 12 - 24V AC/DC supply.

- The D-TECT^X receiver is supplied as standard with a 4 channel module pre-installed but there are expansion slots which will accommodate up to 3 additional 4 channel modules giving a total of 16 channels - therefore the receiver is able to control and monitor up to 16 D-TECT^X detectors.
- An expansion module is connected via the ribbon connector to the circuit board of the pre-installed 4 channel module and is simply slid into the next available mounting slot in the Receiver enclosure.
- The process is repeated by connecting up further expansion modules using the next available connector on the ribbon.
- Measures signal strength from Detector at Receiver location and indicates if Detector is active by a simple walk test.
- Powered by 1 x PP3 9V battery.