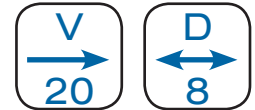



20-channel digital video + 8 bi-directional data channels/  
10-bit digital/short-haul video



Product shown is FVT320D8S1

## Description

The ComNet™ FVT/FVR200D8S1 video transmitter/data transceiver and video receiver/data transceiver series utilize 10-bit digital encoding and decoding for high-quality video transmission that exceeds the requirements of EIA RS-250C for short-haul video transmission. These environmentally hardened units provide transmission of 20 independent video channels and eight bi-directional data channels over one optical fiber and are ideal for use in unconditioned roadside or out-of-plant installations. These units are completely transparent to and universally compatible with any NTSC, PAL, or SECAM CCTV camera systems, data channels can be set independently for RS232, RS422 and 2 or 4-wire RS485, Sensornet, Bi-phase and Manchester. Plug-and-play design ensures ease of installation and no electrical or optical adjustments are ever required. Bi-color (Red/Green) LED indicators are provided for rapidly ascertaining equipment operating status.

## Features

- 10-Bit digitally encoded video transmission, transmits 20 real-time/full frame color video signals and 8 bi-directional data signals on one optical fiber
- Supports RS232, RS422, and 2 or 4-wire RS485, Sensornet, Bi-phase and Manchester
- Exceeds all requirements for EIA RS-250C short-haul transmission: Extremely high video performance
- Exceptionally low video distortion with zero Performance Variation vs. Optical Path Loss
- Compatible with all NTSC, PAL, or SECAM CCTV camera systems
- Tested and certified by an independent laboratory for full compliance with the environmental requirements (ambient operating temperature, mechanical shock, vibration, humidity with condensation, high-line/low-line voltage conditions and transient voltage protection) of NEMA TS-1/TS-2 and the Caltrans Specification for Traffic Signal Control Equipment.
- Voltage transient protection on all power and signal input/output lines provides unconditional protection from power surges and other voltage transient events.
- Robust design ensures extremely high reliability in unconditioned out-of-plant environments
- Bi-color (Red/Green) LED status indicators provide rapid indication of critical operating parameters
- Lifetime Warranty

## Applications

- High-Performance CCTV Systems



specifications

VIDEO

Video Input: 1 volt pk-pk (75 ohms)  
 Overload: >1.5V pk-pk  
 # Input/Output Channels: 20  
 Bandwidth (minimum): 10 Hz - 6.5 MHz per channel  
 Differential Gain: <2%  
 Differential Phase: <0.7°  
 Tilt: <1%  
 Signal-to-Noise Ratio (SNR): 67 dB Typical  
 Max. RG-59 COAX Distance: 100m (300ft) Camera to Fiber Optic Module to maintain 6Mhz Bandwidth

DATA

Data Channels: 8  
 Data Interface: RS232, RS422 and RS485 (2W/4W)  
 Data Format: NRZ, NRZI, Manchester, Bi-Phase and Sensornet  
 Data Rate: DC-250 Kbps (NRZ)  
 Bit Error Rate: <1 in 1010 @ Maximum Optical Loss Budget  
 Operating Mode: Simplex or Full-Duplex  
 WAVELENGTH: Single Mode 9/125µm

NUMBER OF FIBERS LED INDICATORS

1  
 - Video Sync Presence for Each Video Channel  
 - Received Data - Transmitted Data  
 - Optical Carrier Detect - Power Laser Diode

OPTICAL EMITTER CONNECTORS

Optical: ST  
 Power: Terminal Block  
 Video: BNC (Gold Plated Center-Pin)  
 Data: RJ45 (5 pcs. Included)

ELECTRICAL & MECHANICAL

Power:  
 Input Voltage: 90-264 VAC @ 70 W Maximum  
 Output Voltage: 9 VDC +/- 5% @ 6.5 Amps @ 75°C

FUSING

1.25 A slow blow (rack power supply) (plug-in modules individually electronically fused)  
 Current Protection: Automatic Resettable Solid-State Current Limiters  
 Circuit Board: Meets IPC Standard  
 Size (in./cm) (LxWxH): 19 x 7.5 x 6 in., (48 x 19 x 15 cm)  
 Shipping Weight: <8 lbs./3.6 kg

ENVIRONMENTAL

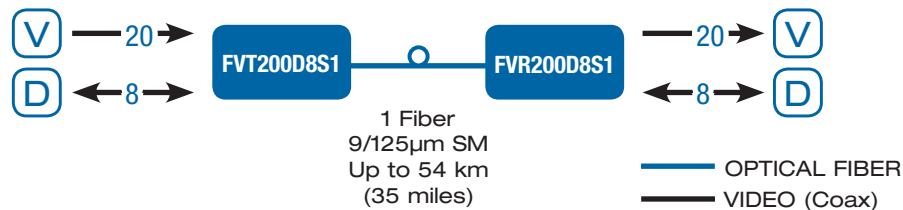
MTBF: >100,000 hours  
 Operating Temp: -40° C to +75° C  
 Storage Temp: -40° C to +85° C  
 Relative Humidity: 0% to 95% (non-condensing)\*

\* May be extended to condensation conditions by adding suffix '/C' to model number for conformal coating.



PART NUMBER	DESCRIPTION	FIBERS REQUIRED	FIBER	OPTICAL PWR BUDGET	MAX. DISTANCE†
FVT200D8S1	Video Transmitter/Data Transceiver	1	Single Mode 9/125µm	18 dB	54 km (35 miles)
FVR200D8S1	Video Receiver/Data Transceiver				

NOTE: This product requires a fiber installation with a minimum 30 dB connector return loss. The use of Super Polish Connectors is recommended.  
 Complies with FDA Performance Standard for Laser Products, Title 21, Code of Federal Regulations, Subchapter J  
 In a continuing effort to improve and advance technology, product specifications are subject to change without notice. † Distance may be limited by optical dispersion.



3 CORPORATE DRIVE | DANBURY, CT 06810 | USA  
 T: 203.796.5300 | F: 203.796.5303 | TECH SUPPORT: 1.888.678.9427 | INFO@COMNET.NET  
 8 TURNBERRY PARK ROAD | GILDERSOME | MORLEY | LEEDS, UK LS27 7LE  
 T: +44 (0)113 307 6400 | F: +44 (0)113 253 7462 | INFO-EUROPE@COMNET.NET