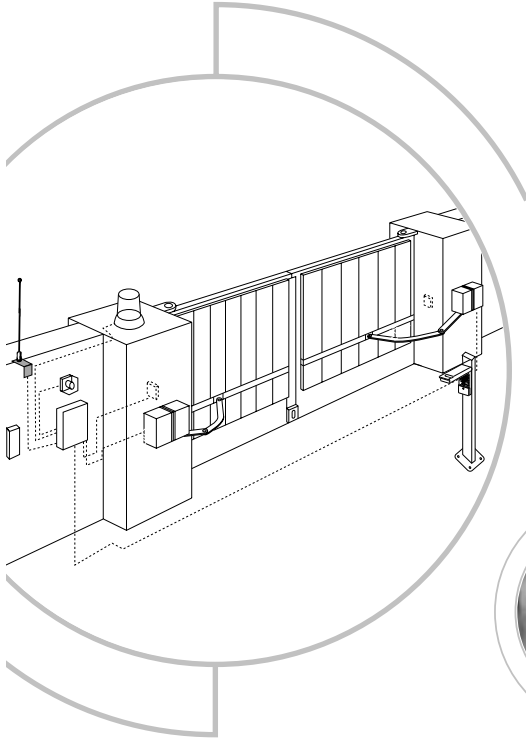


AGO250


Articulated Arm Gate Operator




Manual Release with Key



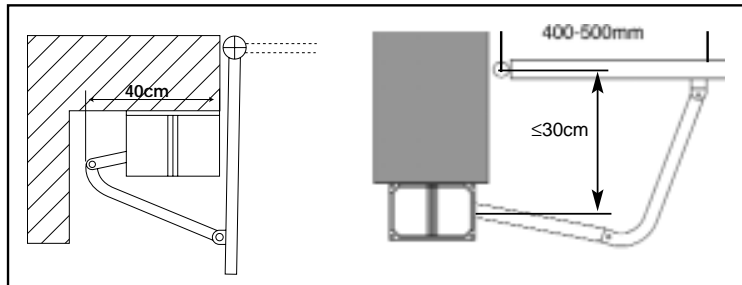
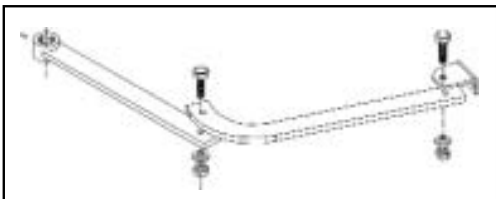
Built-in Limit Switches



Compact Dimensions



Heavy-Duty Mounting Hardware



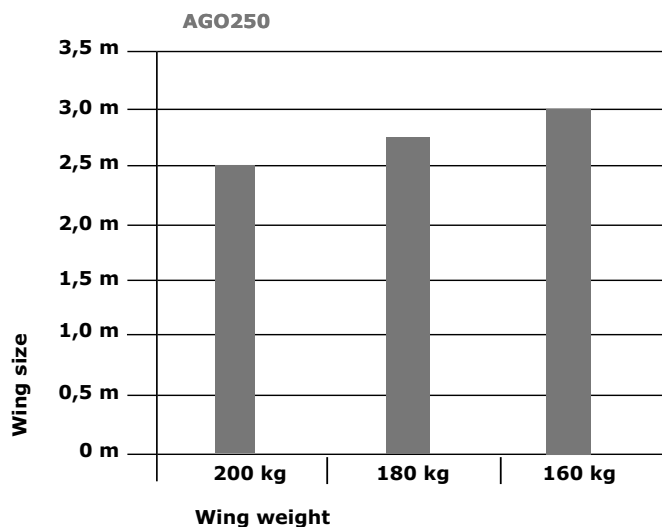
the wing gate opener for wide pillars

The special arm is ideal for wide pillars. An automatic stop and built-in limit switch are special features for this operator.

Features:

- Automatic stop
- Built-in limit switch Open/Close
- Manual release in case of power outage
- Mounting brackets for wide pillars included
- Maintenance free
- Rotation distances possible up to 30cm
- Robust construction

two-year warranty



Specification Chart

		AGO250L Left	AGO250R Right	AGO250K Kit
Number of Operators		1	1	2
Voltage In	V AC	230	230	230
Frequency	Hz	50	50	50
Power	W	280	280	300
Current	A	1.2	1.2	1.7
Thrust max.	Nm	300	300	300
Capacitor	microF	10	10	10
Thermal Overload Protection	deg C	135°	135°	135°
Motor Speed	RPM	1400	1400	1400
Duty Cycle (max)	cycles/hr	20	20	20
Working Temperature Range	deg C	-20°C to 60°C	-20°C to 60°C	-20°C to 60°C
Protection Class		I	I	I
Degree of Protection	IP	44	44	44
Weight (actuator)	kg	12	12	12
Electronic Controls		no	no	yes
Remote Controls		no	no	2 x 3ch mini
Frequency	MHz	N/A	N/A	433.92MHz
IR Sensor		no	no	yes
Flashing Light		no	no	yes
Key Switch		no	no	yes
Antenna Kit		no	no	yes
Max Gate Wing Length	m	2.5	2.5	2.5 each
Max Gate Wing Weight at max. Wing Length	kg	200	200	200 each



Install all equipment in compliance with EN60335-2-103

OPTIONAL ACCESSORIES:

- **600091** Main Switch
- **600008** IR Stand
- **600084** Emergency Stop
- **600046** Safety Edge
- **600015** Key Switch Stand
- **100263** Extra Infrared Sensors
- **4330E/4332E/4333E/4335E** Remote Controls
- **747E** Wireless Keyless Entry