


DDA


VERSIONS

DDA entry panels

The DDA entry panel range is manufactured in the UK to the highest standards. After extensive research into relevant legislation, the panel designs are aimed at providing improved access solutions in line with the current Disability Discrimination act. With a robust stainless steel finish and a number of features to assist users with a range of disabilities, the DDA panel is suitable for the most demanding of applications.



Audio entry panel



Video entry panel

- Brushed Stainless steel construction
- Braille/tactile illuminated buttons
- 'Speak now' and 'door open' LED indicators



Example DDA panel variations




Solutions for all situations

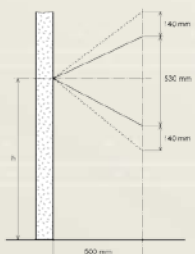
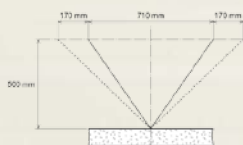
The DDA range offers a number of enhanced access options from standard braille/tactile illuminated buttons to coded keypads, proximity access readers and hearing aid loops. Video or audio, single or dual height, there are panels to suit any number of access requirements whatever the environment.

Dual height options

In addition to single panels, a range of specially designed dual height panel options are available. These are suitable for situations where both standing and wheelchair users need to be taken into consideration. When the lower level push buttons are placed within the correct parameters, the upper panel is automatically in the optimum position for use, eliminating a lot of the guesswork associated with correct positioning.



High contrast braille/tactile signage available



Camera angle adjustment

The HAV (monochrome) and HAVC (colour) camera units allow for an 11 degree adjustment angle on both vertical and horizontal planes. The standard viewing area is 530mm (v) x 710mm (h) providing an extensive viewing area for visitor recognition. For ease of installation, terminals to connect either traditional co-axial or twisted pair cable are provided to carry the video signal.