


BOSCH

Invented for life

LTC 46xx and LTC 47xx Series Fiber Optic Transmission Units



- ▶ Video and data models available
- ▶ No adjustments required
- ▶ Long distance—high security
- ▶ Surface-mount or rack-mount units
- ▶ Video models support NTSC, PAL, and SECAM standards
- ▶ Data communication link supports keyboards used with:

The LTC 4600 Series are transmission systems that provide efficient, high quality video and data transmission via a multimode fiber optic cable for improved CCTV system performance. Signals are immune to ground loops, radio frequency interference (RFI), electromagnetic interference (EMI), and cross talk because the video carrier is infrared light and is transmitted through a nonconductive fiber optic cable. Interference-free operation ensures reliable service. Unlike microwave, wire, and coaxial cable transmission systems, fiber optic transmission is difficult, if not impossible to tap. And, since fiber optic cable is nonconductive and does not radiate a signal, it is difficult to detect and locate. These compact devices are available in a surface mount enclosure or in a modular style package that can be rack-mounted using an optional EIA 48 cm (19 in.) compatible rack unit.

Model Summary

Model No.	Description/Use
LTC 4641, LTC 4642 Series	Single-channel Video Transmissions
LTC 4744, LTC 4745 Series	4-Channel Video Transmissions
LTC 4630, LTC 4631 Series	Bilinx™ Video/Data Transmissions
LTC 4628, LTC 4629 Series	Video/Bi-Phase Data Transmissions
LTC 4671 Series	RS-485 Allegiant/ Divar/System4 Keyboard Data Transmissions

Model Summary

LTC 4651 Series	RS-232/ Bi-Phase Data Transmissions
LTC 4637 Series	Card Cage Enclosure for Rack-mount Models

LTC 4641 and LTC 4642 Series

The LTC 4641 Series Transmitters and LTC 4642 Series Receivers are designed for transmission of CCTV video signals. Efficient installation is assured because there are no user adjustments required. The wide bandwidth transmission capability of these units enables clear, sharp black and white or color pictures to be transmitted over long distances. The compact transmitters are small enough to be connected directly to a camera's BNC connector, thereby simplifying installation.

LTC 4744 and LTC 4745 Series

The LTC 4744 Transmitter and LTC 4745 Receiver are designed for the transmission of up to 4 CCTV video signals using one multimode fiber cable. This link operates in the 1310 nm range and incorporates 8-bit video encoding exceeding the requirements of EIA RS-250C for Medium Haul video transmissions. Integral LED status indicators provide an indication of operating parameters.

LTC 4630 and LTC 4631 Series

The LTC 4630 and LTC 4631 are a bidirectional transmission system designed to operate with Bilinx-compatible video/data CCTV products using a single multimode optical fiber cable. This system independently transmits a video signal from the camera location to the controller location, while simultaneously transmitting Bilinx control/event data in both directions. The video channel is compatible with both NTSC and PAL color cameras. The data channel is compatible with all Bilinx-compatible control systems and cameras. Both units incorporate LED indicators to provide quick visual indication of the module performance.

LTC 4628 and LTC 4629 Series

The LTC 4628 and LTC 4629 are a bidirectional transmission system designed to implement a complete CCTV system using a single optical fiber cable. This system independently transmits a video signal from the camera location to the controller location, while simultaneously transmitting Allegiant Bi-Phase control code from the controller location to the camera location. The video channel is compatible with monochrome or color cameras. The data channel is compatible with control systems that utilize simplex RS-232 or RS-422 signals. Both units incorporate LED indicators to provide quick visual indication of the module performance. The LTC 4629 Transceiver Series is also compatible with the ENV Series of Bosch AutoDome® Cameras that incorporate an integral fiber optic transceiver.

LTC 4671 Series

The LTC 4671 Series are Transceivers designed especially for the transmission of RS-485 signals used by system keyboards in the Allegiant Series of switcher/controller systems, the Divar Series of digital video recorders, and the System4 Series of multiplexers. The unit contains both a transmitter and a receiver operating in the 850 nm range to allow bidirectional communication using two fibers between the main control site and its remote keyboard.

LTC 4651 Series

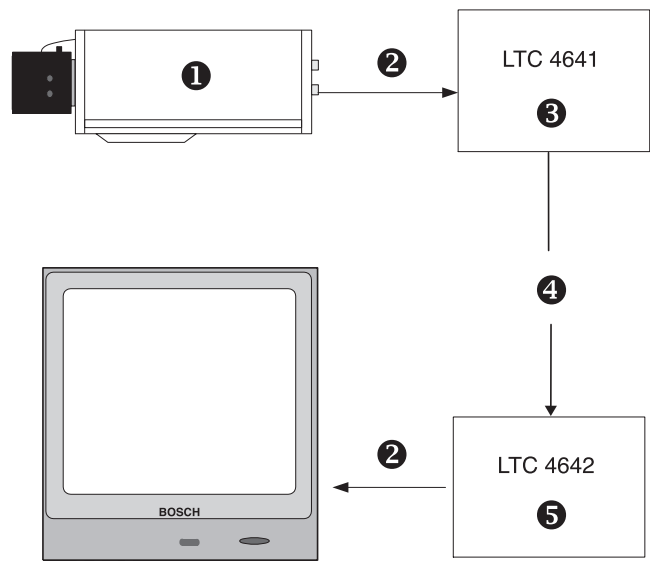
The LTC 4651 Transceivers are designed especially for the transmission of Bi-Phase control code signals used in the Allegiant Series of switcher/controllers, various DVRs, multiplexers, and other camera control systems. They are also compatible with Manchester code and standard RS-232 signals. These units operate in the 850 nm range and contain a removable screw terminal type connector that allows easy connection to the shielded twisted pair cable carrying the control signal. These units can also be used as an RS-232C transceiver that is compatible with EIA Standard RS-232C levels. The system is suitable for simplex asynchronous data transmissions using one fiber, or full duplex asynchronous data transmissions using two fibers up to 64 kbaud.

LTC 4637 Series Rack

The LTC 4637 Series Rack Units provide the option to rack-mount LTC 4600 Series Fiber Optic Modules in a standard EIA 48 cm (19 in.) rack. The unit incorporates an integral power supply that supplies power to all modules installed in the rack-mount unit. The supply also utilizes a standard IEC AC power connector for easy power cord replacement or exchange with various worldwide AC power plug configurations. Modules installed in the rackmount unit can be hot-swapped, so it is not necessary to power down the rack when removing or replacing modules. The integral power supply incorporates an automatic electronic current limiting feature for each individual rack-mount slot. This design eliminates the possibility of a single-point failure causing a complete shut down of the entire rack. The current limiting function is also self-resetting, should the fault or overload be of a temporary or intermittent nature.

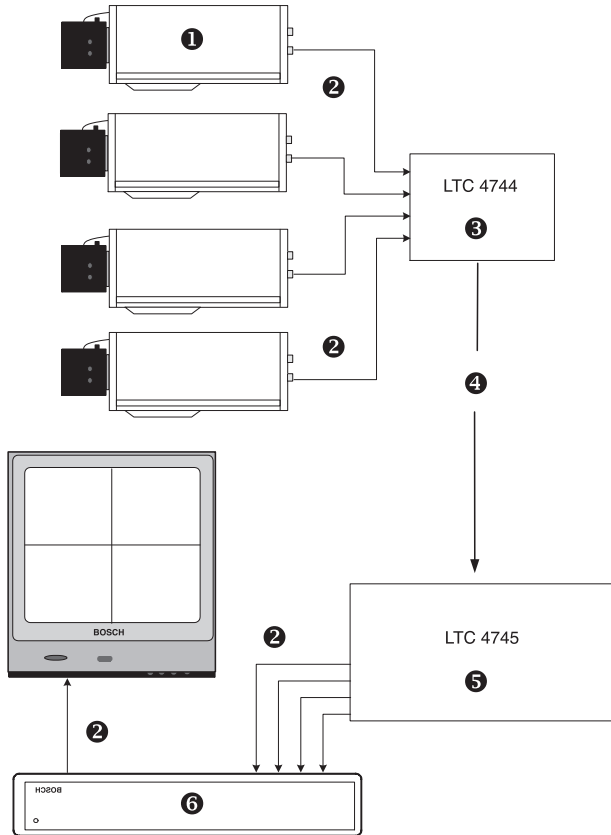
Certifications and Approvals

Electromagnetic Compatibility (EMC)	Complies with FCC Part 15, ICES-003 and CE regulations
Product Safety	Complies with CE regulations, UL, CSA, EN and IEC Standards
Laser Diode Models	Comply with FDA performance Standard for Laser Products, Title 21; Code of Federal Regulations Subchapter J

Installation/Configuration Notes

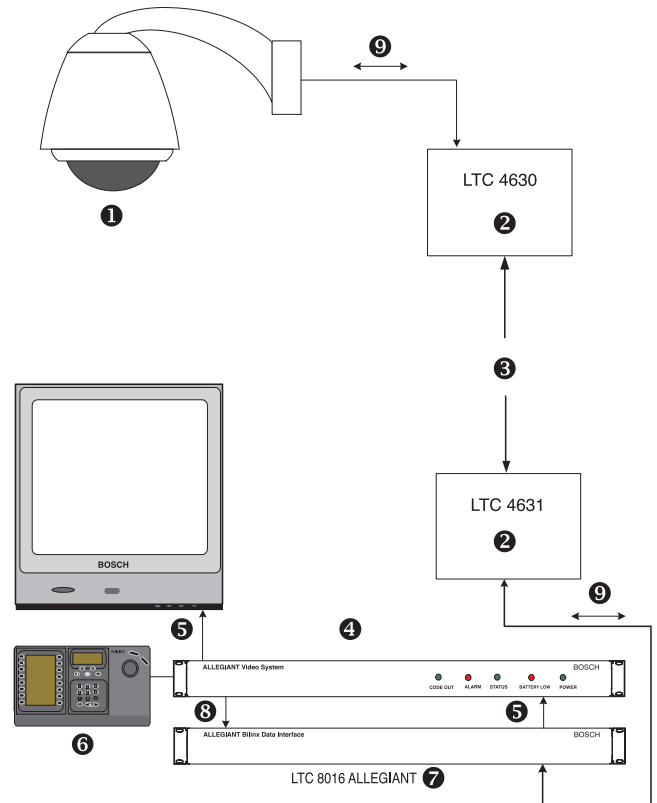
LTC 4641 and LTC 4642 Series Configuration

- 1 Camera
- 2 Coax Cable
- 3 Fiber Optic Video Transmitter
- 4 Fiber Optic Cable: Up to 4 km (2.5 miles) using 62.5/125 micron
- 5 Fiber Optic Video Receiver



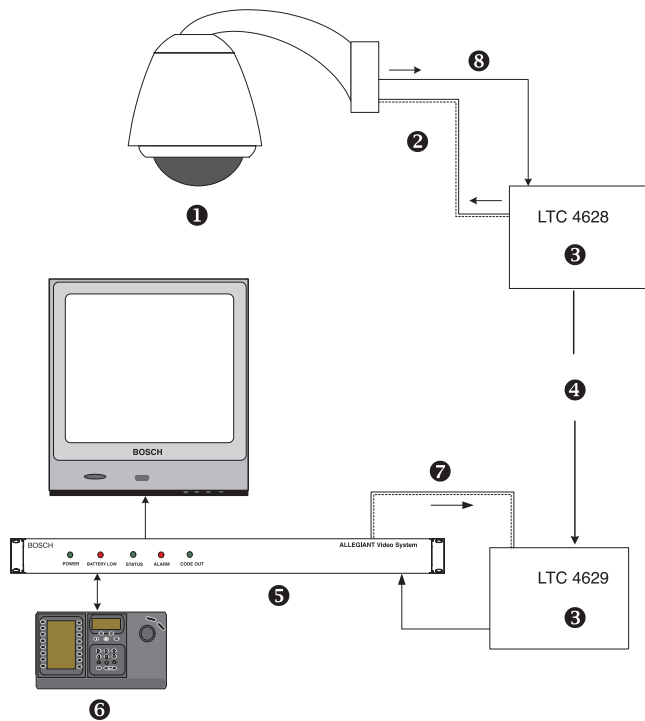
LTC 4744 and LTC 4745 Series Configuration

- 1 Camera
- 2 Coax Cable
- 3 Fiber Optic Video Transmitter
- 4 Fiber Optic Cable: Up to 3 km (1.9 miles) using 62.5/125 micron Multimode Fiber Optic Cable
- 5 Fiber Optic Video Receiver
- 6 Video Quad Unit



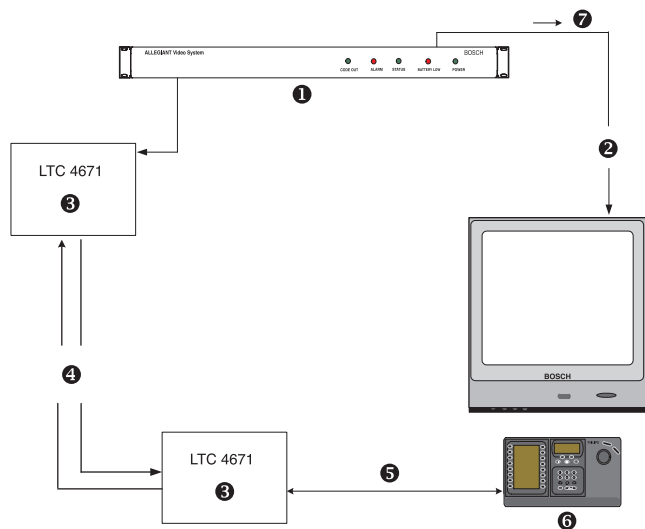
LTC 4630 and LTC 4631 Series Configuration

- 1 Bilinx-enabled AutoDome Series Pan/Tilt/Zoom Camera
- 2 Fiber Optic Transceiver
- 3 Fiber Optic Cable: Up to 600 m (2000 ft) using 62.5/125 micron Multimode Fiber Optic Cable
- 4 Allegiant Series Switcher/Controller, Divar Digital Video Recorder, or other Bosch Security Systems Control System
- 5 Video
- 6 IntuiKey Series Keyboard
- 7 Bilinx Data Interface
- 8 Data
- 9 Video + Bilinx Data



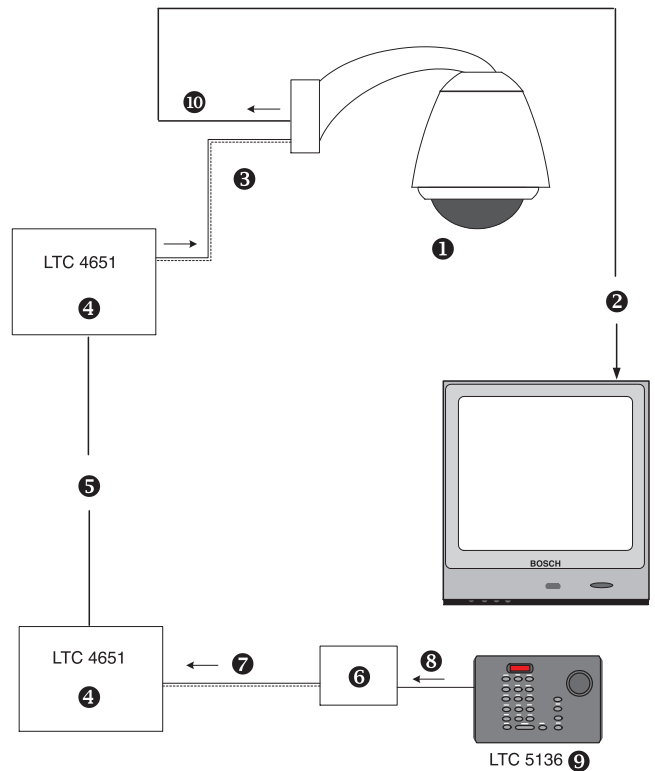
LTC 4628 and LTC 4629 Series Configuration

- 1 AutoDome Series Pan/Tilt/Zoom Camera
- 2 Bi-Phase Control Data Cable
- 3 Fiber Optic Transceiver
- 4 Fiber Optic Cable: Up to 4 km (2.5 miles) using 62.5/125 micron Multimode Fiber Optic Cable
- 5 Allegiant Series Switcher/Controller, Divar Digital Video Recorder, or System4 Series Multiplexer
- 6 IntuiKey Series Keyboard
- 7 Bi-Phase Control Data Cable
- 8 Video



LTC 4671 Series Configuration

- 1 Allegiant Series Switcher/Controller, Divar Digital Video Recorder, or System4 Series Multiplexer
- 2 Separate Video Signal Transmission Link
- 3 Fiber Optic Data Transceiver
- 4 Up to 4 km (2.5 miles) using 62.5/125 micron Multimode Fiber Optic Cables
- 5 Keyboard Data
- 6 IntuiKey Series Keyboard
- 7 Video



LTC 4651 Series Configuration

- 1 AutoDome Series Pan/Tilt/Zoom Camera
- 2 Separate Video Signal Transmission Link
- 3 Bi-Phase Control Data Cable
- 4 Fiber Optic Data transceiver
- 5 Up to 3.5 km (2 miles) using 62.5/125 micron Multimode Fiber Optic Cable
- 6 Controller Junction Box
- 7 Bi-Phase Control Data Cable
- 8 Data
- 9 Controller
- 10 Video

Technical Specifications

LTC 4641 and LTC 4642 Series

Models No.	Description	Power Source ¹	Requires
LTC 4641/60	Mini Video Transmitter	120 VAC, 50/60 Hz	LTC 4642 Series Receiver
LTC 4641/50	Mini Video Transmitter	230 VAC, 50/60 Hz	LTC 4642 Series Receiver
LTC 4642/60	Video Receiver	120 VAC, 50/60 Hz	LTC 4641 Series Transmitter
LTC 4642/50	Video Receiver	230 VAC, 50/60 Hz	LTC 4641 Series Transmitter
LTC 4642/00	Video Receiver, Rack Module	LTC 4637 Rack	LTC 4641 Series Transmitter

1. Appropriate external power pack supplied with surface-mount models or power provided by LTC 4637 rack unit for rack-mount models.

Power Requirements (surface-mount versions only)

Transmitter	9–12 VDC @ 150 mA; 10–14 VAC @ 200 mA
Receiver	12 VDC @ 150 mA
Number of Fibers	One (1)
Optical Budget	14 dB
Maximum Distance	4 km (2.5 miles)
Wavelength	850 nm
Optical Emitter	LED
Transmitter Output Power	25 uW (–16 dBm)
Technology Type	AM modulation, with AGC
Rack Slots Required when used with LTC 4637 Rack	One (1), (rack-mount version only)

Dimensions (surface-mount version)

Transmitter (L x W x H)	6.4 x 4.1 x 2.5 cm (2.5 x 1.6 x 1.0 in.)
Receiver (L x W x H)	10.7 x 8.9 x 2.5 cm (4.2 x 3.5 x 1.0 in.)
Video Bandwidth	5 Hz to 10 MHz
Differential Gain	< 5%
Differential Phase	< 5°
Tilt	< 1%
Signal-to-Noise Ratio (SNR)	> 55 dB @ 10 dB attenuation > 60 dB @ 7 dB attenuation
Shipping Weight	< 0.9 kg (2 lb)
MTBF	> 100,000 hours

LTC 4744 and LTC 4745 Series

Models No.	Description	Power Source ²	Requires
LTC 4744/60	4-ch. Video Transmitter	120 VAC, 50/60 Hz	LTC 4745 Series Receiver
LTC 4744/50	4-ch. Video Transmitter	230 VAC, 50/60 Hz	LTC 4745 Series Receiver
LTC 4744/00	4-ch. Video Transmitter Rack Module	LTC 4637 Rack	LTC 4745 Series Receiver
LTC 4745/60	4-ch. Video Receiver	120 VAC, 50/60 Hz	LTC 4744 Series Transmitter
LTC 4745/50	4-ch. Video Receiver	230 VAC, 50/60 Hz	LTC 4744 Series Transmitter
LTC 4745/00	4-ch. Video Receiver Rack Module	LTC 4637 Rack	LTC 4744 Series Transmitter

2. Appropriate external power packs supplied with surface-mount models or power provided by LTC 4637 rack unit for rack-mount models.

Power Requirements (surface-mount versions only)	+12 VDC @ 500 mA
Number of Fibers	One (1)
Optical Budget	17 dB
Maximum Distance	3 km (1.9 miles)
Wavelength	1310 nm
Optical Emitter	Laser diode
Technology Type	8-Bit digital video encoding
Rack Slots Required when used with LTC 4637 Rack	Two (2), rack-mount version only

Dimensions (surface-mount versions)

Transmitter (L x W x H)	17.8 x 12.5 x 2.5 cm (7.0 x 4.9 x 1.0 in.)
Receiver (L x W x H)	17.8 x 12.5 x 5.0 cm (7.0 x 4.9 x 2.0 in.)
Video Bandwidth	10 Hz to 6.5 MHz
Differential Gain	< 2%
Differential Phase	< 0.7°
Tilt	< 1%
Signal-to-Noise Ratio (SNR)	60 dB @ maximum optical loss budget
Shipping Weight	< 0.9 kg (2 lb)
MTBF	> 100,000 hours

LTC 4630 and LTC 4631 Series

Models No.	Description	Power Source ³	Requires
LTC 4630/60	Video Transmitter/ Data Transceiver	120 VAC, 50/60 Hz	LTC4631 Series
LTC 4630/50	Video Transmitter/ Data Transceiver	230 VAC, 50/60 Hz	LTC4631 Series
LTC 4630/00	Video Transmitter/ Data Transceiver Rack Module	LTC 4637 Rack	LTC4631 Series
LTC 4631/60	Video Receiver/ Data Transceiver	120 VAC, 50/60 Hz	LTC4630 Series
LTC 4631/50	Video Receiver/ Data Transceiver	230 VAC, 50/60 Hz	LTC4630 Series
LTC 4631/00	Video Receiver/ Data Transceiver Rack Module	LTC 4637 Rack	LTC4630 Series

3. Appropriate external power packs supplied with surface-mount models or power provided by LTC 4637 rack unit for rack-mount models.

Power Requirements (surface-mount versions only)

LTC 4630	24 VAC C.T., 11–14 VDC @ 200 mA
LTC 4631	12 VDC @ 200 mA
Number of Fibers	One (1)
Optical Budget	14 dB
Maximum Distance for Bilinx Transmissions	600 m (2000 ft)
Technology Type	AM video modulation
Wavelength	850 nm / 1310 nm
Optical Emitter	LED
Transmitter Output Power	25 uW (-16 dBm)
Rack Slots Required when used with LTC 4637 Rack	One (1), rack-mount version only
Dimensions (surface-mount versions) (L x W x H)	17.8 x 12.5 x 2.5 cm (7.0 x 4.9 x 1.0 in.)
Video Bandwidth	5 Hz to 10 MHz
Differential Gain	< 5%
Differential Phase	< 5°
Tilt	< 1%
Signal-to-Noise Ratio (SNR)	> 55 dB @ 10 dB attenuation
Shipping Weight	< 0.9 kg (2 lb)
MTBF	> 100,000 hours

LTC 4628 and LTC 4629 Series

Models No.	Description	Power Source ⁴	Requires
LTC 4628/60	Video/Data Transceiver	120 VAC, 50/60 Hz	LTC 4629 Series Transceiver
LTC 4628/50	Video/Data Transceiver	230 VAC, 50/60 Hz	LTC 4629 Series Transceiver
LTC 4628/00	Video/Data Transceiver Rack Module	LTC 4637 Rack	LTC 4629 Series Transceiver
LTC 4629/60	Data/Video Transceiver	120 VAC, 50/60 Hz	LTC 4628 Series Transceiver
LTC 4629/50	Data/Video Transceiver	230 VAC, 50/60 Hz	LTC 4628 Series Transceiver
LTC 4629/00	Data/Video Transceiver Rack Module	LTC 4637 Rack	LTC 4628 Series Transceiver

4. Appropriate external power packs supplied with surface-mount models or power provided by LTC[®]4637 rack unit for rack-mount models.

Power Requirements (surface-mount versions only)

LTC 4628	24 VAC C.T., 11–14 VDC @ 200 mA
LTC 4629	12 VDC @ 200 mA
Number of Fibers	One (1)
Optical Budget	14 dB
Maximum Distance	4.0 km (2.5 miles)
Technology Type	AM Video modulation
Wavelength	850 nm / 1310 nm
Optical Emitter	LED
Transmitter Output Power	25 uW (-16 dBm)
Rack Slots Required (when used with LTC 4637 Rack)	One (1), rack-mount version only
Dimensions (surface-mount versions) (L x W x H)	17.8 x 12.5 x 2.5 cm (7.0 x 4.9 x 1.0 in.)
Video Bandwidth	5 Hz to 10 MHz
Differential Gain	< 5%
Differential Phase	< 5°
Tilt	< 1%
Signal-to-Noise Ratio (SNR)	> 55 dB @ 10 dB attenuation > 60 dB @ 7 dB attenuation
Data Rate	DC to 100 kbps (NRZ)
Shipping Weight	< 0.9 kg (2 lb)
MTBF	> 100,000 hours

LTC 4671 Series

Models No.	Description	Power Source ⁵	Requires
LTC 4671/60	RS-485 Transceiver	120 VAC, 50/60 Hz	LTC 4671 Series Transceiver
LTC 4671/50	RS-485 Transceiver	230 VAC, 50/60 Hz	LTC 4671 Series Transceiver
LTC 4671/00	RS-485 Transceiver Rack Module	LTC 4637 Rack	LTC 4671 Series Transceiver

5. Appropriate external power packs supplied with surface-mount models or power provided by LTC[®]4637 rack unit for rack-mount models.

Power Requirements (surface-mount versions only)	12 VDC @ 200 mA
Number of Fibers	Two (2)
Optical Budget	14 dB
Maximum Distance	4.0 km (2.5 miles)
Wavelength	850 nm
Optical Emitter	LED
Transmitter Output Power	25 uW (–16 dBm)
Rack Slots Required (when used with LTC 4637 Rack)	One (1), rack-mount version only
Dimensions (surface-mount versions) (L x W x H)	17.8 x 12.5 x 2.5 cm (7.0 x 4.9 x 1.0 in.)
Data Rate	DC to 150 kbps
Shipping Weight	< 0.9 kg (2 lb)
MTBF	> 100,000 hours

LTC 4651 Series

Models No.	Description	Power Source ⁶	Requires
LTC 4651/60	Biphase/RS-232 Transceiver	120 VAC, 50/60 Hz	LTC 4651 Series Transceiver
LTC 4651/50	Biphase/RS-232 Transceiver	230 VAC, 50/60 Hz	LTC 4651 Series Transceiver
LTC 4651/00	Biphase/RS-232 Transceiver, Rack Module	LTC 4637 Rack	LTC 4651 Series Transceiver

6. Appropriate external power packs supplied with surface-mount models or power provided by LTC[®]4637 rack unit for rack-mount models.

Power Requirements (surface-mount versions only)	12 VDC @ 150 mA
Number of Fibers	One (1) for Bi-Phase and simplex RS-232 transmissions; Two (2) for duplex RS-232 transmissions
Optical Budget	14 dB
Maximum Distance	3.5 km (2 miles)
Wavelength	850 nm
Optical Emitter	LED
Transmitter Output Power	25 uW (–16 dBm)

Models No.	Description	Power Source ⁶	Requires
	Rack Slots Required (when used with LTC 4637 Rack)	One (1), rack-mount version only	
	Dimensions (surface-mount versions) (L x W x H)	10.7 x 8.9 x 2.5 cm (4.2 x 3.5 x 1.0 in.)	
	Data Rate	DC to 1.5 Mbps (NRZ)	
	Shipping Weight	< 0.9 kg (2 lb)	
	MTBF	> 100,000 hours	

LTC 4637 Series Rack

Models No.	Input Voltage	Voltage Range	Output Voltage	Max Power ⁸
LTC 4637/60	120 VAC, 50/60 Hz	108 to 132	20 VAC	80 W
LTC 4637/50	230 VAC, 50/60 Hz	198 to 264	20 VAC	80 W

8. Maximum power dissipation (fully loaded).

Construction	Modular style aluminum enclosure, with detachable IEC type AC power connector
Number of Slots	14
Indicators	Power supply pilot lamp
Power Supplied to Modules	20 VAC, Center tapped @ 4.0 A
Fusing	One (1) slow-blow for rack power supply; modules individually electronically fused
Connectors	AC line cord; 3-terminal adaptor sockets, per slot
Dimensions (L x W x H)	48.3 x 17.8 x 13.3 cm (19.0 x 7.0 x 5.25 in.)
Shipping Weight	< 2.15 kg (< 5 lb)

Common Specifications

NOTE: Specifications noted below apply to all models unless otherwise specified in applicable model section.

Optical Connector Type	ST
Optical Fiber Compatibility	50/125 µm or 62.5/125 µm, graded index multimode glass fiber rated for a minimum bandwidth of 600 MHz-Km. For 50/125 fiber, subtract 4 dB from the specified optical budget value.
Optical Distance Specifications	Specified transmission distances are limited to the optical loss of the fiber and any additional loss introduced by connectors, splices, and patch panels. The modules are designed to operate over the entire optical loss budget range, so they do not require a minimum loss in order to operate.
Data and Power Connections	Removable screw terminal blocks
Construction	Surface-mountable metal enclosure designed to maximize EMI/RFI shielding

Environmental

Operating Temperature	–40°C to 74°C (–40°F to 165°F)
-----------------------	--------------------------------

Common Specifications

Storage Temperature	–40°C to 85°C (–40°F to 185°F)
Humidity	0% to 95% relative, non-condensing

Accessories

LTC 4600/00 blank panel (1 rack slot). Used to cover unused slots in LTC 4637 Series racks.

Replacement Power Supply Part Numbers

UPA-1509-60	For 120 VAC, 50/60 Hz models
UPA-1509-50	For 230 VAC, 50/60 Hz models

Ordering Information

LTC 4600/00 Blank Panel to cover one slot of the LTC 4637 48-cm (19-in.) rack	LTC 4600/00
LTC 4628/50 Video/Data Transceiver 850 nm FOM, 230 VAC, 50 Hz	LTC 4628/50
LTC 4628/60 Video/Data Transceiver 850 nm FOM, 120 VAC, 60 Hz	LTC 4628/60
LTC 4628/00 Video/Data Transceiver, Rack Module 850 nm FOM, receives data, use with LTC 4637 series rack	LTC 4628/00
LTC 4629/50 Data/Video Transceiver 850 nm FOM, 230 VAC, 50 Hz	LTC 4629/50
LTC 4629/60 Data/Video Transceiver 850 nm FOM, 120 VAC, 60 Hz	LTC 4629/60
LTC 4629/00 Data/Video Transceiver, Rack Module 850 nm FOM, use with LTC 4637 series rack	LTC 4629/00
LTC 4630/50 Video Transmitter/Data Transceiver 850/1310 nm FOM, side A, 230 VAC, 50/60 Hz	LTC 4630/50
LTC 4630/60 Video Transmitter/Data Transceiver 850/1310 nm FOM, side A, 120 VAC, 50/60 Hz	LTC 4630/60
LTC 4631/50 Video + Bilinx Fiber Receiver 850/1310 nm FOM, side B, 230 VAC, 50/60 Hz	LTC 4631/50
LTC 4631/60 Video + Bilinx Fiber Receiver 850/1310 nm FOM, side A, 120 VAC, 50/60 Hz	LTC 4631/60
LTC 4631/00 Video + Bilinx Fiber Receiver, Rack Module 850/1310 nm FOM, side B, use with LTC 4637 series rack	LTC 4631/00
LTC 4637/50 Rack and Power Supply for FOM, 48 cm (19 in.), 230 VAC, 50 Hz	LTC 4637/50
LTC 4637/60 Rack and Power Supply for FOM, 48 cm (19 in.), 110 VAC, 60 Hz	LTC 4637/60

Ordering Information

LTC 4641/50 Mini Video Transmitter Video fiber transmitter, 850 nm, 230 VAC, 50 Hz	LTC 4641/50
LTC 4641/60 Mini Video Transmitter 850 nm FOM, video signals, 120 VAC, 60 Hz	LTC 4641/60
LTC 4642/60 Video Receiver 850 nm, 120 VAC, 60 Hz	LTC 4642/60
LTC 4642/50 Video Receiver 850 nm, 230 VAC, 50 Hz	LTC 4642/50
LTC 4642/00 Video Receiver, Rack Module 850 nm FOM, video signals, use with LTC 4637 series rack	LTC 4642/00
LTC 4651/50 Bi-Phase/RS-232 Transceiver 850 nm FOM, 230 VAC, 50 Hz	LTC 4651/50
LTC 4651/60 Bi-Phase/RS-232 Transceiver 850 nm, FOM, 120 VAC, 60 Hz	LTC 4651/60
LTC 4651/00 Bi-Phase/RS-232 Transceiver, Rack Module 850 nm FOM, use with LTC 4637 series rack	LTC 4651/00
LTC 4671/50 RS-485 Transceiver 850 nm FOM, RS-485 data, 230 VAC, 50 Hz	LTC 4671/50
LTC 4671/60 RS-485 Transceiver 850 nm, 120°VAC, 60 Hz	LTC 4671/60
LTC 4671/00 RS-485 Transceiver, Rack Module 850 nm FOM, use with LTC 4637 series rack	LTC 4671/00
LTC 4681/50 Ethernet Transmitter 1310/1550 nm FOM, side A, 10/100 Base-T Ethernet, 230 VAC, 50/60 Hz	LTC 4681/50
LTC 4681/60 Ethernet Transmitter 1310/1550 nm FOM, side A, 10/100 Base-T Ethernet, 120 VAC, 50/60 Hz	LTC 4681/60
LTC 4681/00 Ethernet Transmitter, Rack Module 10/100 Base-T Ethernet, use with LTC 4637 series rack	LTC 4681/00
LTC 4682/50 Ethernet Receiver 1310/1550 nm FOM, side B, 10/100 Base-T Ethernet, 230 VAC, 50/60 Hz	LTC 4682/50
LTC 4682/60 Ethernet Receiver 1310/1550 nm FOM, side B, 10/100 Base-T Ethernet, 120 VAC, 50/60 Hz	LTC 4682/60
LTC 4682/00 Ethernet Receiver, Rack Module 1310/1550 nm FOM, side B, 10/100 Base-T Ethernet, use with LTC 4637 series rack	LTC 4682/00
LTC 4744/50 Transmitter 1310 nm FOM, 4 channel, video signals, 230 VAC, 50/60 Hz	LTC 4744/50
LTC 4744/60 Transmitter 1310 nm FOM, 4 channel, video signals, 120 VAC, 50/60 Hz	LTC 4744/60

Ordering Information

LTC 4744/00 Transmitter, Module Rack 1310 nm FOM, 4 channel, video signals, use with LTC 4637 series rack	LTC 4744/00
--	--------------------

LTC 4745/50 Receiver 1310 nm FOM, 4 channel, video signals, 230 VAC, 50/60 Hz	LTC 4745/50
--	--------------------

LTC 4745/60 Receiver 1310 nm FOM, 4 channel, video signals, 120 VAC, 50/60 Hz	LTC 4745/60
--	--------------------

LTC 4745/00 Receiver, Rack Module 1310 nm FOM, 4 channel, video signal, use with LTC 4637 series rack	LTC 4745/00
--	--------------------

Americas:
Bosch Security Systems, Inc.
130 Perinton Parkway
Fairport, New York, 14450, USA
Phone: +1 800 289 0096
Fax: +1 585 223 9180
security.sales@us.bosch.com
www.boschsecurity.us

Europe, Middle East, Africa:
Bosch Security Systems B.V.
P.O. Box 80002
5600 JB Eindhoven, The Netherlands
Phone: + 31 40 2577 284
Fax: +31 40 2577 330
emea.securitysystems@bosch.com
www.boschsecurity.com

Asia-Pacific:
Bosch Security Systems Pte Ltd
38C Jalan Pemimpin
Singapore 577180
Phone: +65 6319 3450
Fax: +65 6319 3499
apr.securitysystems@bosch.com
www.boschsecurity.com

Represented by