


BOSCH

Invented for life

IR 200 LSN Infrared Motion Detector



- ▶ **Wide-angle version (standard) up to 15 m**
- ▶ **Long-range version (optional) up to 25 m**
- ▶ **Temperature compensation**
- ▶ **Configuration of the detector is done by programming software in the corresponding LSN control panel.**
- ▶ **Alarm, tampering and faults are evaluated via the LSN bus.**
- ▶ **2-wire connection to LSN**

The IR 200 LSN infrared motion detector is used to monitor rooms for unauthorized entry.

PIR motion detector, 15 m wide-angle version. 25 m long-range version with long-range mirror (optional).

Functions

A dual, differentially-connected pyroelectric sensor is positioned at the focal point of a mirror. Depending upon the particular construction of the mirror, this results in a fine-mesh, grid-like (IR 200 LSN) monitoring area, or a comprehensive, wall-like (IR 200 LSN with IRS 162) monitoring area.

Temperature

The detector uses the temperature of surrounding surfaces, such as floors and walls, as the reference value. The detector is configured for optimum sensitivity and false alarm suppression. However, high temperature fluctuations on the reference surfaces should be avoided.

Sensitivity adjustments

The sensitivity can be set at 3 levels using the DIP switch: the sensitivity setting "high value" must not be used in rooms with wall lengths of less than 5 m.

High values – increased detection requirements

Default – living room, office

Raw environment – premises with significant disturbances

Detector displays

The detector has a walk test indicator that, when the walk test is activated, blinks for approx. 3 seconds each time the alarm is triggered.

The detector is not equipped with an alarm log display. Due to the individual detector identification by the LSN control panel, this is no longer necessary.

Certifications and Approvals

Region	Certification	
Germany	VdS	G 101531, B IR 200 LSN (W) G 101532, B IR 200 LSN (V)
Europe	CE	IR 200 LSN

Installation/Configuration Notes

IR 200 LSN detectors do not mutually influence each other. If multiple detectors are used for wall-to-wall monitoring, the detection zones can overlap.

Fixed objects represent surfaces that reduce the detection zone.

Outside the monitoring area, ceilings and walls should be mechanically stable.

In order to ensure the intrusion security of ceilings that are not mechanically stable, detectors should monitor each other.

The HIGH response sensitivity cannot be used in rooms whose sides are less than 5 m long.

Moving objects within the detection zone are not permitted.

If placed above a heating radiator, a minimum distance of 1.5 m to the radiator is necessary.

Heat sources within the detection zone cause faults.

Installation

Shielded installation cable must be used to connect the detector.

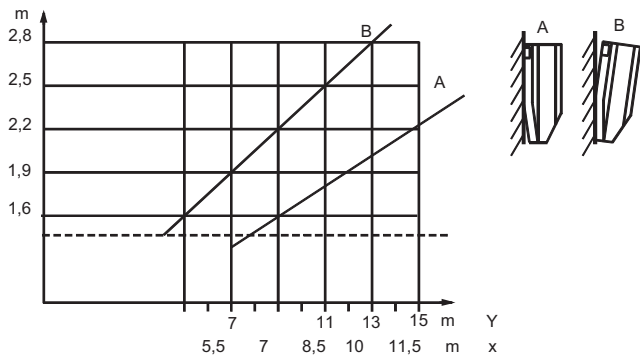
The detector reacts best to movement at right angles to the detection zones.

After initial set-up of the detector in an LSN cluster, wait at least one minute until the detector is operationally ready.

The installation bracket (optional) can be used to swivel the detector around by +/-45° and to tilt it by +10°/-15° (not VdS compliant!).

Note Do not remove the circuit board in the detector. Risk of damage!

Installation height

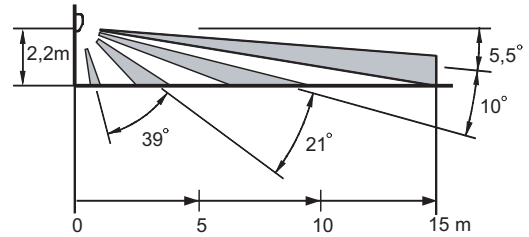


Y Range y: central long-range zone
X Range x: lateral long-range zone

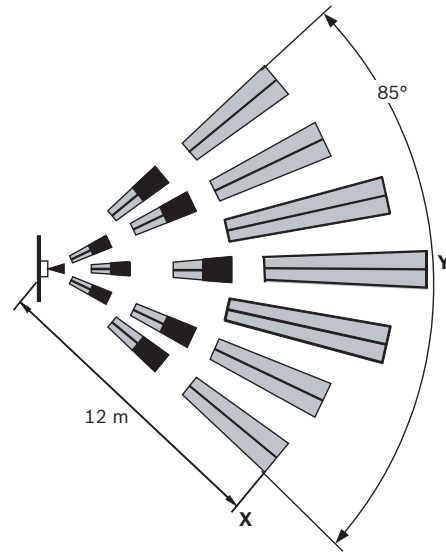
Wide-angle version

- Greatest possible monitoring density by closely-spaced chessboard-type mirror with 16 zones and a 15 m range.
- In the case of perpendicular (standard) installation, the inclination of the central long-range zone is 5.5°, the range is 15 m, and the lateral long-range zone is 12 m.
- In the case of installation with a 3° incline, the lateral long-range zone is inclined to 8.5°, the range 13 m, and the lateral long-range zone is 11 m. This means the zone configuration can be adjusted to match the spatial conditions.

Side view



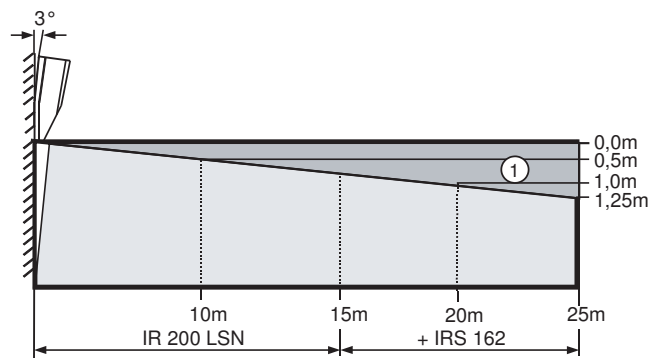
Plan view



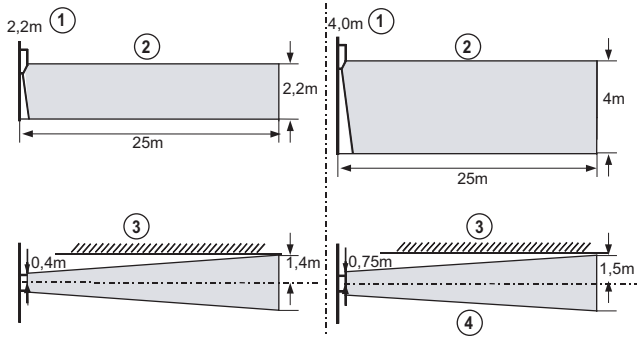
X: range of the lateral long-range zone
Y: range of the central long-range zone

Long-range version with IRS 162 (optional)

- Long-range version by changing the IRS 162 long-range mirror (optional)
- 11 zones give a closed, long-range detection zone of up to 25 m
- Monitoring area cannot be bypassed due to overlapping operating zone distribution



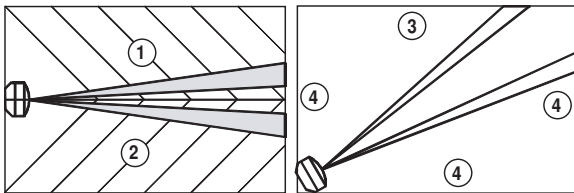
1 Non-monitored surface



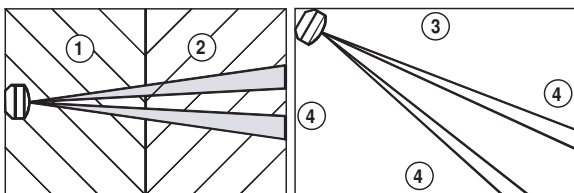
- 1 Installation height
- 2 Side view
- 3 Top view
- 4 The distance from the side to the wall depends on the range

The detector requires a stable reference for the entire detection zone. The detection zone consists of two subzones (separated by the central level). The subzones cannot be referenced to different surfaces that may consist of differing materials. The middle level of a detection zone is in the detector's longitudinal axis, which is perpendicular to the installation surface (housing floor).

Not permissible:



Permissible:



- 1 Material A
- 2 Material B
- 3 Outside wall
- 4 Inside wall

Technical Specifications

LSN operating voltage	Max. 33 V
LSN current consumption	Approx. 4.15 mA
Movement speeds	
• Wide-angle mirror	0.2 to 3.0 m/s
• Long-range mirror	0.2 to 4.0 m/s
Environmental conditions	
• Operating temperature	-20 °C to +55 °C
• Storage temperature	-20 °C to +60 °C
• Humidity (EN60721)	<95% relative humidity, no dew point
Dimensions (H x W x D)	135.5 x 55 x 45 mm
Housing protection category (EN60529, EN50102)	IP41/IK02
VdS environmental class	II

Ordering Information

IR 200 LSN Infrared Motion Detector 4998085570

For monitoring rooms for unauthorized entry, 15 m wide-angle version, 25 m long-range version with long-range mirror (optional)

Parts Included

Type	Qty.	Component
IR 200 LSN	1	Infrared motion detector

Americas:
Bosch Security Systems, Inc.
130 Perinton Parkway
Fairport, New York, 14450, USA
Phone: +1 800 289 0096
Fax: +1 585 223 9180
security.sales@us.bosch.com
www.boschsecurity.us

Europe, Middle East, Africa:
Bosch Security Systems B.V.
P.O. Box 80002
5600 JB Eindhoven, The Netherlands
Phone: + 31 40 2577 284
Fax: +31 40 2577 330
emea.securitysystems@bosch.com
www.boschsecurity.com

Asia-Pacific:
Robert Bosch (SEA) Pte Ltd, Security Systems
11 Bishan Street 21
Singapore 573943
Phone: +65 6258 5511
Fax: +65 6571 2698
apr.securitysystems@bosch.com
www.boschsecurity.com

Represented by