




BOSCH

Invented for life

Universal Electric Door Opener, for DIN Left and Right Mounting, Operating Voltage, 12 V DC



- ▶ The door openers may only be operated with direct current in line with the rated voltage. Continuous contact (100% duty cycle) is possible.
- ▶ Zero-potential feedback contact for signaling whether the door is open or closed.
- ▶ Recovery diode for suppressing interfering pulses during the switching process.
- ▶ Door opener with normal flat edge plate with bolt cut-out for house and room locks, can be adjusted universally for DIN left and right.
- ▶ Door opener is unlocked with voltage. The door remains locked in the event of a power failure.

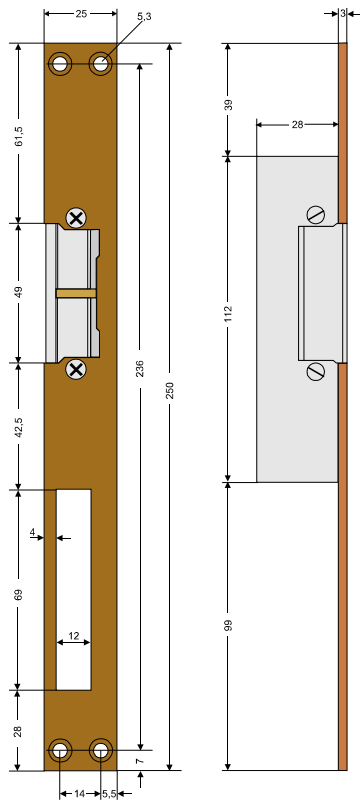
Functions

1. Operating current function:
The door can only be opened if the power is switched on. The door remains locked in the event of a power failure.
2. Standby function:
The door opener is locked if the power is switched on. If the power is switched off and there is a power failure, the door can be opened.
3. Feedback:
Door openers with feedback have a zero-potential contact that has to react to the door positions open and closed. The contact can be used for monitoring functions.
4. Latch adjustment:
A door opener with FAFIX has an adjustable and fixable door opener latch. This makes it possible for the door opener latch to be aligned with the lock latch after installation. Expansion compensation possible at any time by realigning the door opener.

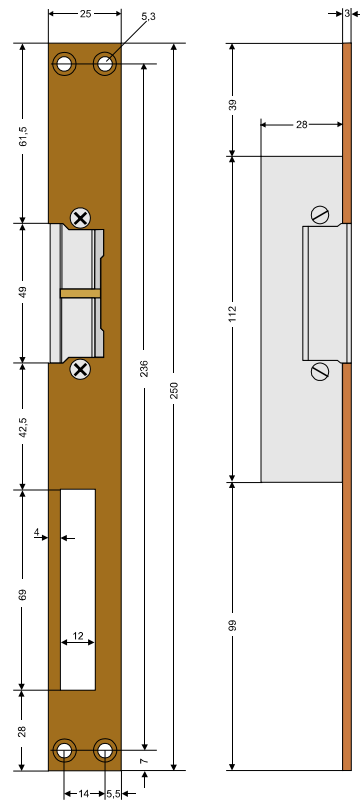
Installation/Configuration Notes

User information

In line with the pertinent safety regulations, such as the accident prevention regulations etc., an emergency release mechanism must also be fitted for exit checks. When using door openers with standby current, an emergency release mechanism is not required, because the door is automatically unlocked in the event of a power failure.



DIN left, drawing in mm



DIN right, drawing in mm

Parts Included

Door opener as per the diagram without any additional accessories.

Technical Specifications

Dimensions (H x W x D) 250 mm x 25 mm x 28 mm

Edge plate color Gold hammered finish

Voltage 12 V =

Current consumption 0.2 A

Continuous operation 100% duty cycle

Protective switch Anti-surge diode

Push-on pressure resistance 650 kp

Feedback contact Zero-potential, max. 42 V/1 A

Americas:
Bosch Security Systems, Inc.
130 Perinton Parkway
Fairport, New York, 14450, USA
Phone: +1 800 289 0096
Fax: +1 585 223 9180
security.sales@us.bosch.com
www.boschsecurity.us

Europe, Middle East, Africa:
Bosch Security Systems B.V.
P.O. Box 80002
5600 JB Eindhoven, The Netherlands
Phone: +31 40 2577 284
Fax: +31 40 2577 330
emea.securitysystems@bosch.com
www.boschsecurity.com

Asia-Pacific:
Robert Bosch (SEA) Pte Ltd, Security Systems
11 Bishan Street 21
Singapore 573943
Phone: +65 6258 5511
Fax: +65 6571 2698
apr.securitysystems@bosch.com
www.boschsecurity.com

Represented by

Ordering Information

Universal Electric Door Opener, for DIN Left and Right Mounting, Operating Voltage, 12 V DC 4710760065

Americas:
Bosch Security Systems, Inc.
130 Perinton Parkway
Fairport, New York, 14450, USA
Phone: +1 800 289 0096
Fax: +1 585 223 9180
security.sales@us.bosch.com
www.boschsecurity.us

Europe, Middle East, Africa:
Bosch Security Systems B.V.
P.O. Box 80002
5600 JB Eindhoven, The Netherlands
Phone: + 31 40 2577 284
Fax: +31 40 2577 330
emea.securitysystems@bosch.com
www.boschsecurity.com

Asia-Pacific:
Robert Bosch (SEA) Pte Ltd, Security Systems
11 Bishan Street 21
Singapore 573943
Phone: +65 6258 5511
Fax: +65 6571 2698
apr.securitysystems@bosch.com
www.boschsecurity.com

Represented by