



*Advanced Technology Video, Inc.*



## Professional Outdoor Camera Enclosure

- Die-cast and extruded aluminum construction
- Total access design allows easy access to camera from all sides
- Integrated "Flex mount" adjustable mounting track
- 3/4", 1/2" and 1/4" cable entry glands (PG21, PG13.5, and PG9)
- Indoor and outdoor installations
- Epoxy powder coated for corrosion resistance
- Dust-proof, IP66 weatherproof rating
- Pre-assembled heater and blower model available
- Dual positive locking clamps
- Reversible camera mounting tray to elevate low profile cameras
- Cost effective

**Environmental Enclosures**

# HT120 SERIES SPECIFICATIONS

## MODELS

|                |   |
|----------------|---|
| <b>HT1201N</b> | Enclosure, environmental housing, 12" top access with sunshield                     |
| <b>HT1203N</b> | Enclosure, environmental housing, 12" top access with sunshield, heater, and blower |
| <b>HMW13</b>   | Mount, wall for HT series housings  |
| <b>A-CS166</b> | Mount, "J" ceiling for HT series housings   |

## GENERAL

|                             |   |
|-----------------------------|---|
| <b>Dimensions (WxHxL)</b>   | 5.8 x 4.6 x 14.0 in<br>(with sunshield 148 x 116 x 358 mm)  |
| <b>Weight</b>               | 4.85 lbs (2.2 kg)   |
| <b>Maximum Camera Size</b>  | Accommodates camera/lens combinations<br>(Including BNC) up to: 3.1 x 3.2 x 11.4 in<br>(78 x 82 x 290 mm) |
| <b>Viewing Area (WxHxL)</b> | 2.9 x 2.4 in (73 x 61 mm)   |
| <b>Viewing Window</b>       | Clear 1/8" Double Density Glass   |
| <b>Construction</b>         | Extruded and Die-cast Aluminum  |
| <b>Finish</b>               | Epoxy Powder Coating  |
| <b>Environment</b>          | -4° F to 140° F (-20° C to 60° C)   |
| <b>IP Rating</b>            | IP66  |
| <b>Camera Mounting</b>      | Slotted camera sled   |
| <b>Recommended Mounts</b>   | HMW13 wall mount or A-CS166 Ceiling mount   |
| <b>Cable Entry</b>          | 3 compression fittings, PG9, PG16, PG21.  |

## SUNSHIELD

|                           |  |
|---------------------------|--|
| <b>Dimensions (WxHxL)</b> | 5.83 x 2.36 x 14.0 in<br>(148 x 60 x 356 mm) |
| <b>Weight</b>             | 1.22 lbs (0.52 kg)                           |

## HEATER

|                          |                                   |
|--------------------------|-----------------------------------|
| <b>Power Supply</b>      | 24VAC                             |
| <b>Power Consumption</b> | 20W                               |
| <b>Heater ON</b>         | Heater turns ON at 41° F (5° C)   |
| <b>Heater OFF</b>        | Heater turns OFF at 59° F (15° C) |

## BLOWER

|                          |                                   |
|--------------------------|-----------------------------------|
| <b>Power Supply</b>      | 24VAC                             |
| <b>Power Consumption</b> | 3.4W                              |
| <b>Heater ON</b>         | Blower turns ON at 95° F (35° C)  |
| <b>Heater OFF</b>        | Blower turns OFF at 68° F (20° C) |

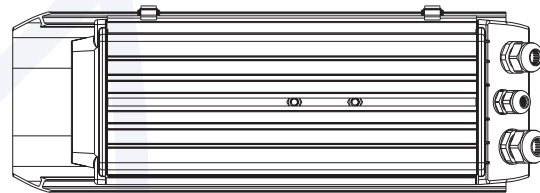
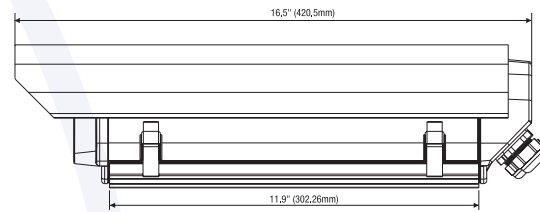
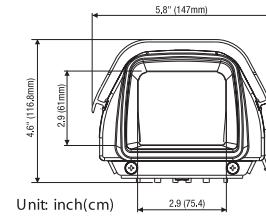
## MOUNTS

|                    |                |
|--------------------|----------------|
| <b>HMW13</b>       |                |
| <b>Pan Adjust</b>  | 360°           |
| <b>Tilt Adjust</b> | 75°            |
| <b>Max Load</b>    | 20lbs (9.0 Kg) |

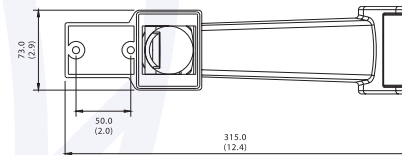
|                    |                 |
|--------------------|-----------------|
| <b>A-CS166</b>     |                 |
| <b>Pan Adjust</b>  | 360°            |
| <b>Tilt Adjust</b> | 75°             |
| <b>Max Load</b>    | 30lbs (13.5 Kg) |

Specifications subject to change without notice.

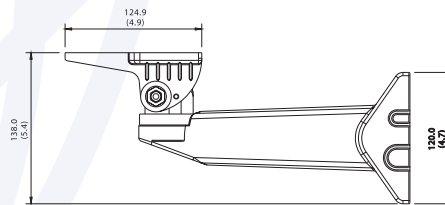
## DIMENSIONS



## HMW13



Unit: mm(inch)



## A-CS166

