

Outdoor Motion Detectors

PIR and Dual Technology



OVERVIEW

The DI601, TX-2810-01-4 and DDI602U-F1 outdoor motion detectors use two independent passive infrared sensors to detect and confirm movement. The DDI602U-F1 is enhanced with a microwave sensor module which increases the effectiveness and accuracy of detection. The DDI602U-F1 requires all three sensors (two PIR plus the microwave) to trigger in order for the detector to signal an alarm.

Designed for maximum flexibility to accommodate a variety of applications, the DI601, TX-2810-01-4 and DDI602U-F1 detectors feature programmable options including a variable pulse count and a choice of three detection ranges. These units also include jumpers to configure internal end-of-line (EOL) resistor values, when EOL resistors are required. In addition, the integral dual-axis tilt sensor allows 180° of pan and 90° of tilt, which increases the speed of the outdoor installation and provides incredibly accurate aiming of the detection pattern which is concealed behind a protective UV lens.

With a wide operating temperature range and IP 65 rating, these sensors can be installed in a variety of challenging environments. Masking sliders and adhesive mask can be used to alter the field of view to match a camera or achieve pet immunity.

STANDARD FEATURES

- Selectable electronic range setting
- Attractive aesthetics
- 10 to 70° detection angle
- 180° pan and 90° tilt for flexible install
- Sensor module is hidden
- Built in EOL resistors
- High dust and humidity resistance (IP65)
- 5-year warranty (hardwired), 2-year warranty (wireless)
- Back tamper switch
- Adjustable pulse count
- Masking sliders to modify field of view
- Wireless variant (TX-2810-01-4) has an average battery life of 3 years

Outdoor Motion Detectors

North America
T 855-286-8889

Asia
T 852-2907-8108

Australia
T 61-3-9239-1200

Europe
T 32-2-725-11-20

Latin America
T 561-998-6114

DI601

DDI602U-F1

TX-2810-01-4

Specifications

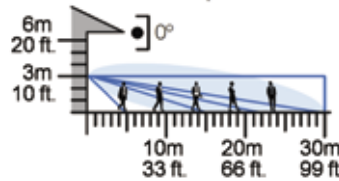
Description	DI601	TX-2810-01-4	DDI602U-F1
Detection area	Programmable: 10 m / 30 ft., 20 m / 66 ft., or 30 m / 98 ft.		Programmable: 10 m / 30 ft., 20 m / 66 ft., or 25 m / 82 ft.
Coverage	10 to 70° detection angle, 30 x 24 m / 98 x 79 ft. coverage max.		10 to 70° detection angle, 25 x 24 m / 82 x 79 ft. coverage max.
Adjustment	180° pan, 90° tilt		
Fresnel lens	28 zones for each detection element, which can be masked with the curtain sliders		
Customized optics	Double-silicon shielded quad element eliminates 50,000 lux of white light		
Outputs	Silent, solid state, magnetically immune		Silent, solid state, magnetically immune Microwave and PIR
N/O	Volt-free relay, signal contact 24VAC/DC at 50mA with an integral 25 Ω series resistor. Alarm time 5 seconds.		
N/C	Volt-free relay, signal contact 24VAC/DC at 50mA with an integral 25 Ω series resistor. Alarm time 5 seconds.		
Power input	9 to 15VDC	3VDC (2 x CR123) for 3 years; extendable to 5 years with 2 x CR123	9 to 15VDC
Current	7mA (12V nominal)	N/A	11mA (12V nominal)
Pulse count	1 or 2		
Temperature compensation	Analogue (thermistor) and digital sensitivity adjustment		
Control	Digital microprocessor with nonvolatile memory		
Operating/storage temperature	-30 to +65°C / -22 to 149°F	-25 to +65°C / -13 to 149°F	-30 to +65°C / -22 to 149°F
Housing	High-impact ABS plastic with HDPE cover, UV stabilized		
Dimensions (W x H x D)	5.79 x 7.36 x 5.51 in. (147 x 187 x 140 mm)		
Weight	306 g net, 532 g gross / 10.79 oz net, 18.77 oz gross	334 g net, 555 g gross / 11.77 oz net, 19.58 oz gross	323 g net, 549 g gross / 11.39 oz net, 19.37 oz gross
Microwave module	N/A	N/A	10.525 GHz
Built in EOL resistors' values	1, 2.2, 3.3, 4.7, 5.6, and 6.8 k ohm.	N/A	1, 2.2, 3.3, 4.7, 5.6 and 6.8 k ohm.
Mounting height	Variable up to 6m / 20 ft. – Optimum height 3m / 10 ft. for full range		

Ordering Information

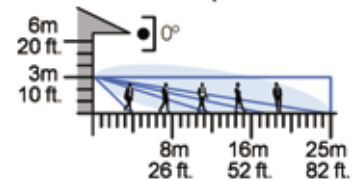
Part No.	Description
DI601	Outdoor PIR Detector; 10/20/30m – 33/66/98 ft. selectable
DDI602U-F1	Outdoor Dual Technology PIR Detector; 10.525 GHZ 10/20/25m - 33/66/82 ft. selectable
DI601-WT	Walk tester for DI601 and DDI602 series. Used during installation of motion sensors; when PIR detects motion, an LED and sounder provide notification; range up to 150 feet.
TX-2810-01-4	Wireless 319.5 MHz Gen 2 Outdoor PIR Detector; 10/20/30m - 33/66/98 ft. selectable

Beam Diagram

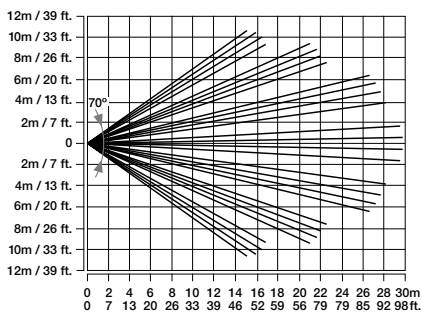
DI601/TX-2810-01-4
Multibeam optimum



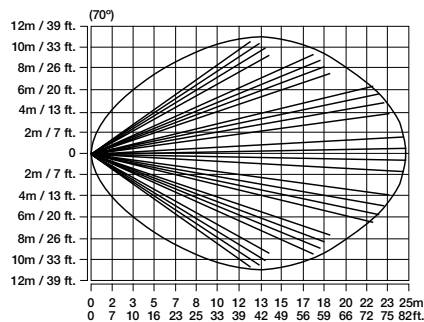
DDI602U-F1
Multibeam optimum



PIR pattern (DI601/TX-2810-01-4)



PIR pattern with microwave coverage (DDI602U-F1)



interlogix.com

Specifications subject to change without notice.

© 2013 Interlogix.

All rights reserved.

Interlogix is part of UTC Climate, Controls & Security,
a unit of United Technologies Corporation.

306-3694 2013/06 (74941)