

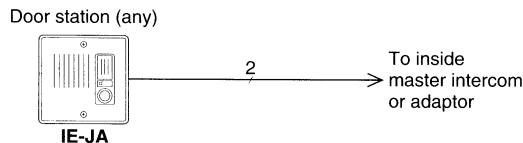
IE/IF Series DOOR STATION, audio only

Models: **IE-DC**
IE-NC
IE-JA
IE-FY ★ N/A in USA
IF-DA

INSTALLATION & OPERATION MANUAL

1 SYSTEM OUTLINE & COMPONENTS

IE/IF Series door stations are designed for outdoor use to replace a doorbell, and to provide communication to an inside intercom station.



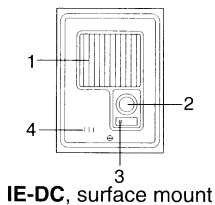
■ Package contents

- Door station
- Packet of screws
- Installation & Operation Manual (except IF-DA)

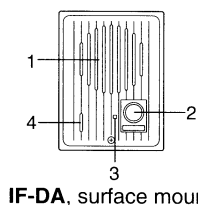
■ Components available

- IE Chime Tone: **IE-1AD(U)**, **IE-1GD(U)**, **IE-2AD(U)**.
- IE-8 Chime/Selective Call: **IE-8MD**.
- TD-H/B Selective Call: **TD-3H/B**, **TD-6H/B**, **TD-12H/B**, **TD-24H/B**.
- TB-M Entry control: **TB-AD10** for up to 10 audio doors, or **TB-ADM10** for up to 10 PanTilt video doors.
- PanTilt **MY** series: Audio-only door station for **MY-2CD**, or used with overhead camera enclosure (**MY-CA w/MYW-CA**).

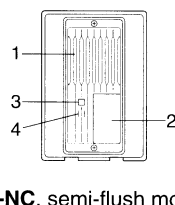
2 NAMES AND FEATURES



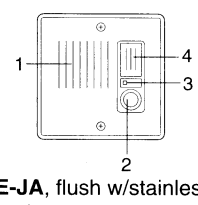
IE-DC, surface mount



IF-DA, surface mount



IE-NC, semi-flush mount

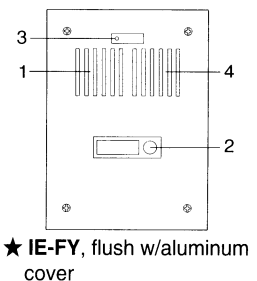


IE-JA, flush w/stainless steel cover

■ Features

- Weather-resistant
- Surface or semi-flush mount models
- Locator LED always lit to indicate power
- Press CALL button to activate chime or audio tone at inside intercom

1. Speaker
2. Call button
3. Locator LED
4. Mic.



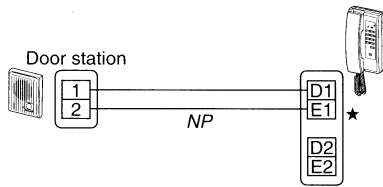
★ IE-FY, flush w/aluminum cover

3 INSTALLATION & WIRING

★ N/A in USA

- ★ Do not connect AC power line on door station terminal. When using doorbell or chime wires, locate and disconnect the transformer present.
- ★ IE/IF door station is weather-resistant. If possible, it is recommended that the unit be installed under a cover not exposed to direct rain.
- ★ Never apply any caulking or seals around the door station or back chassis. The openings are provided for evaporation.
- ★ Use a standard 2-conductor cable, non-twisted, 22AWG or 18AWG(0.65mmø or 1.0mmø).
- ★ Do not run audio wires in the same cable or conduit with any AC wiring, including door strike wires.

4 WIRING

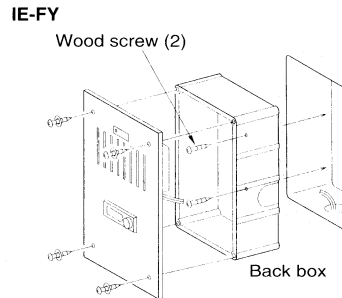
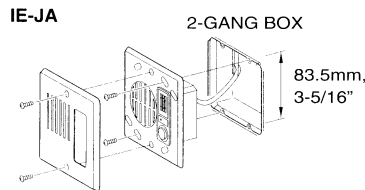
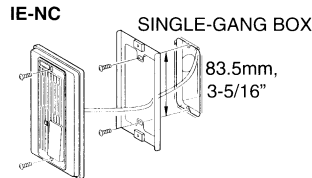
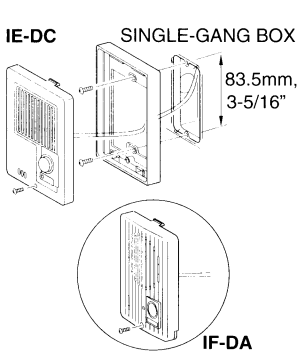


NP : Non-polarized

- ★ Connecting terminals:
- 1, 2 (IE-1AD(U), DE-UR for TD-H/B)
- D1, E1 (IE-1GD(U), MY-2CD)
- D1, E1, D2, E2 (IE-2AD(U), IE-8MD)

- For TB-M
- 1, 2 (TB-AD1)
- D1-D10, E (any) (TB-AD10)
- 1A1, 1A2-10A1, 10A2 (TB-ADM10 in place of PanTilt MY)

5 MOUNTING



Open a cable pass hole on either side convenient of back box.

Back box dimensions:

H	W	D
185	128	66
7-9/16"	5"	2-9/16"

6 OPERATIONS

Momentarily press CALL button, which activates chime tone at room station(s). To reply, pick up handset. Communication to door is automatically connected. On TD-H/B, select the designated channel to answer. On TB-M or LEF, depress the station button with the lit LED to answer.

7 TECHNICAL PRECAUTIONS

- Clean IE/IF door station with a soft cloth dampened with neutral household cleanser. Never use any abrasive cleaner or cloth.
- Do not attempt to wash with high-pressure water.
- Terminate wires on two terminals, securing insulation to protect against weathering.

8 SPECIFICATIONS

- Power source: Power supplied by intercom or adaptor.
- Calling: 4 or 2-tone chime in IE or IE-8 intercom (8-tone in MY-2CD).
With TD-H/B system, DE-UR generates fast or slow intermittent tone for 2.5 sec.
On TB-M, intermittent tremolo rings for 40 sec. with a lit LED.
- Wiring: 2 conductors, non-shielded, non-polarized.

• Wiring distance:

Diameter	0.65mmø	1.0mmø
Distance	150m	360m

AWG	22AWG	18AWG
Distance	500'	1,180'

• Dimensions & weight:

Models	H	W	D	Weight
IF-DA	130	98	28.5	200g
IE-DC	135	100	34	220g
IE-NC	140	98	14.5 (21)	220g
IE-JA	115	116	10 (30)	205g
IE-FY	220	160	14 (66)	700g

D: (Recessed)

Models	H	W	D	Weight
IF-DA	5-1/8"	3-7/8"	1-1/8"	0.44lbs.
IE-DC	5-5/16"	4"	1-11/16"	0.49lbs.
IE-NC	5-1/2"	3-7/8"	9/16" (13/16")	0.49lbs.
IE-JA	4-1/2"	4-9/16"	3/8" (1-3/16")	0.45lbs.
IE-FY	8-3/4"	6-1/4"	9/16" (2-9/16")	1.54lbs. (approx.)

WARRANTY

Aiphone warrants its products to be free from defects of material and workmanship under normal use and service for a period of one year after delivery to the ultimate user and will repair free of charge or replace at no charge, should it become defective upon which examination shall disclose to be defective and under warranty. Aiphone reserves unto itself the sole right to make the final decision whether there is a defect in materials and/or workmanship; and whether or not the product is within the warranty.

This warranty shall not apply to any Aiphone product which has been subject to misuse, neglect, accident, or to use in violation of instructions furnished, nor extended to units which have been repaired or altered outside of the factory. This warranty does not cover batteries or damage caused by batteries used in connection with the product.

This warranty covers bench repairs only, and any repairs must be made at the shop or place designated in writing by Aiphone.

Aiphone will not be responsible for any costs incurred involving on site service calls.